



SAP NetWeaver ABAP and Adobe Forms

Franklin Herbas – Thomas Jung
SAP NetWeaver Product Management
SAP Labs



Introduction

Technology

Integrated Solutions

Adobe Print Forms - Demo

Interactive Forms Based on Adobe Software - Demo

Q & A



Introduction

Technology

Integrated Solutions

Adobe Print Forms - Demo

Interactive Forms Based on Adobe Software - Demo

Q & A

SAP/Adobe Strategic Partnership

- **Solution first available with SAP NetWeaver '04**

Adobe provides

- **Open technology, de-facto standard for forms**
- **Benefits of combination of PDF with XML**

Benefits of SAP/Adobe collaboration

- **Adobe Reader installed on virtually all desktops**
- **“Natural” look and feel of forms**
- **User-friendly forms design tool lowers cost of operations**
- **Integration of Adobe’s PDF technology into SAP solutions**
- **Interactive Forms based on Adobe Software (Java - ABAP)**
- **Generation of forms to mass print, email or archive (ABAP)**
- **Linking of processes and Interactive Forms (Java – ABAP)**

Where our Integration Starts?

Interactive PDF

Paper-like layout

- Self-explanatory
- Natural look and feel

User Handling

- Save locally
- Distribute via email / Portal
- Apply digital signature
- Print locally

Adobe Reader - [Inventory Requisition.pdf]

File Edit View Document Tools Window Help

91%

Create an Adobe PDF from your desktop

You cannot save data typed into this form.
Please print your completed form if you would like a copy for your records.

Print Form Highlight fields

GlobalCorp
development & engineering

Current Date 05.08.2005

Req. Number 53503

Inventory Requisition

Ordered By Ship To

Cust. Number: 123456
Name: Advanced Components
Address: 125 New Haven Ave.
City, State: Chicago, IL
ZIP: 80622
c/o: Mr. Kal Varsen
E-mail: kvarsen@AdvComp.com

Name:
Address:
City, State:
ZIP:
c/o:
E-mail:

Part No.	Description	Quantity	In Stock	Unit Price	Amount
X			?		

Terms and Conditions

Cash
 Credit

Total

State Tax @ 0.00% €0,00
 Federal Tax @ 0.00% €0,00
 Shipping Charge
Grand Total €0,00

Add Comments

Authorized By

GlobalCorp * 123, Any Ave
Any reference to company names and comp

Background Services

- Structured data in XML
- Pre-filled application values
- Pre-filled list boxes, help values, ...
- Automatic data extraction and integration in application



Introduction

Technology

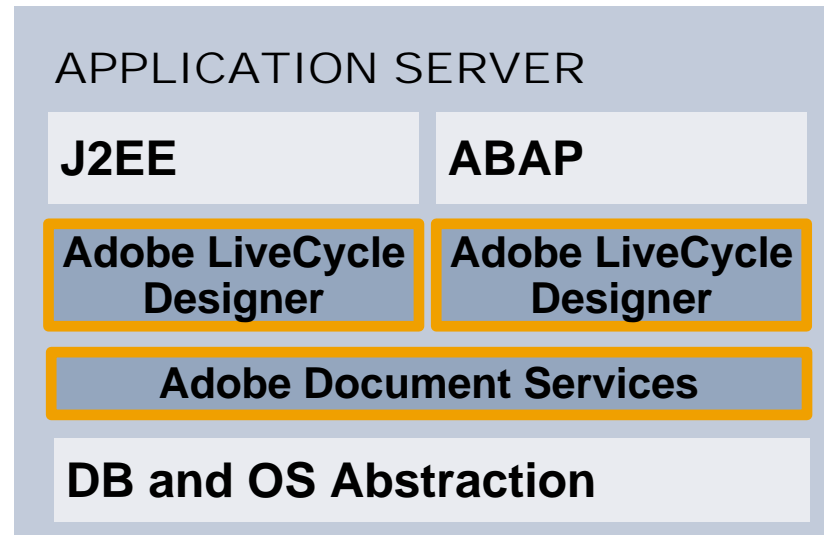
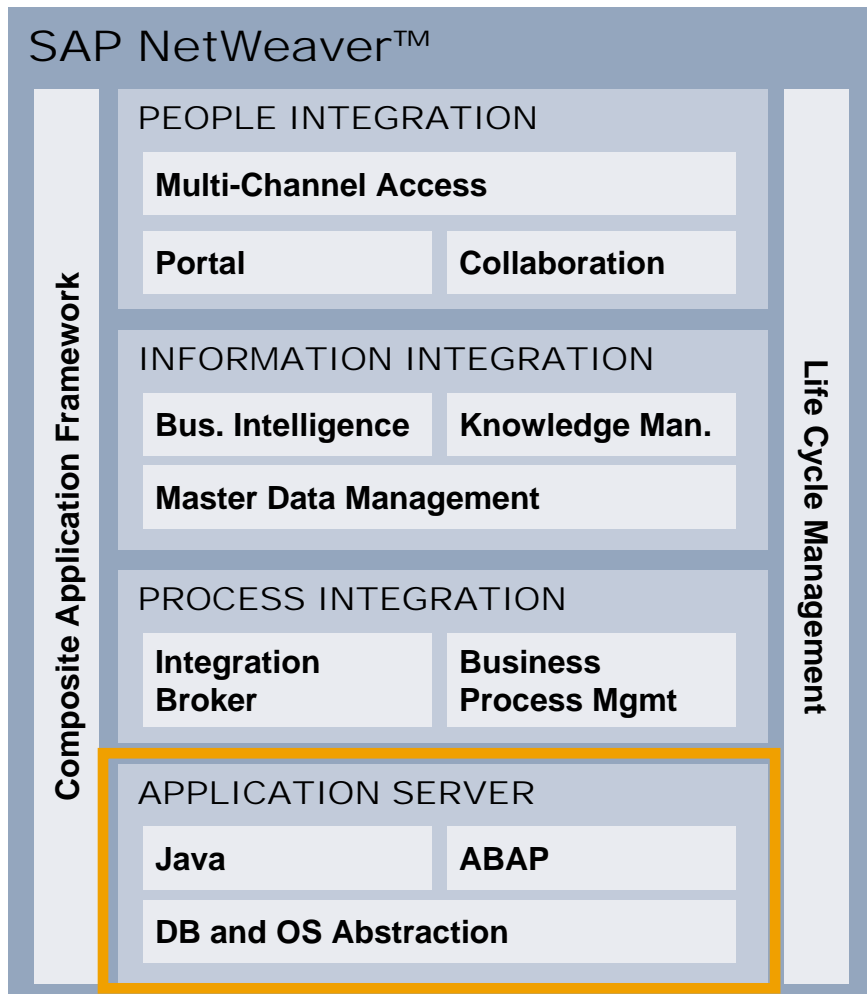
Integrated Solutions

Adobe Print Forms - Demo

Interactive Forms Based on Adobe Software - Demo

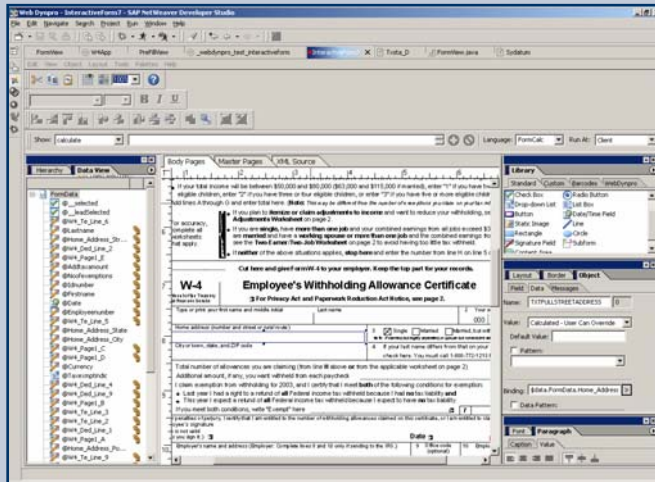
Q & A

Full Integration into SAP NetWeaver




Interactive Forms - Design Time and Runtime

NetWeaver Developer Studio



ABAP Workbench



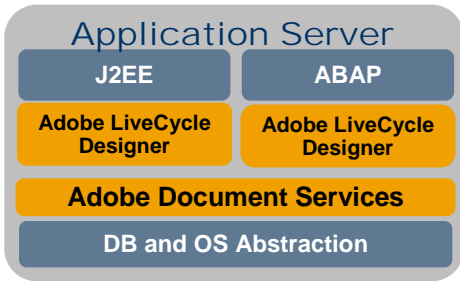
SAP NetWeaver Application Server

Java PDF Object

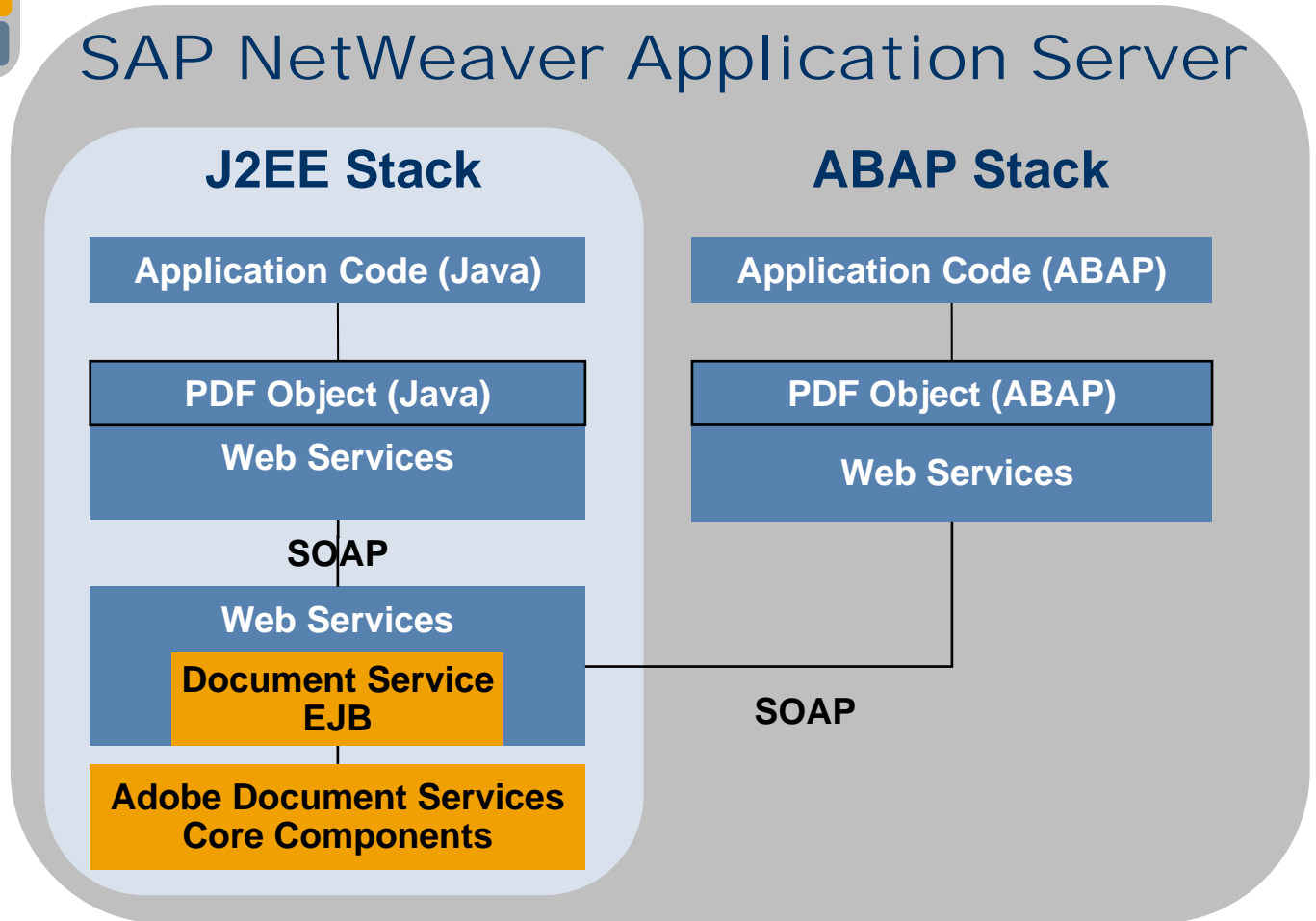
ABAP PDF Object

Adobe Document Services

SAP J2EE Engine



SAP NetWeaver Application Server





Introduction

Technology

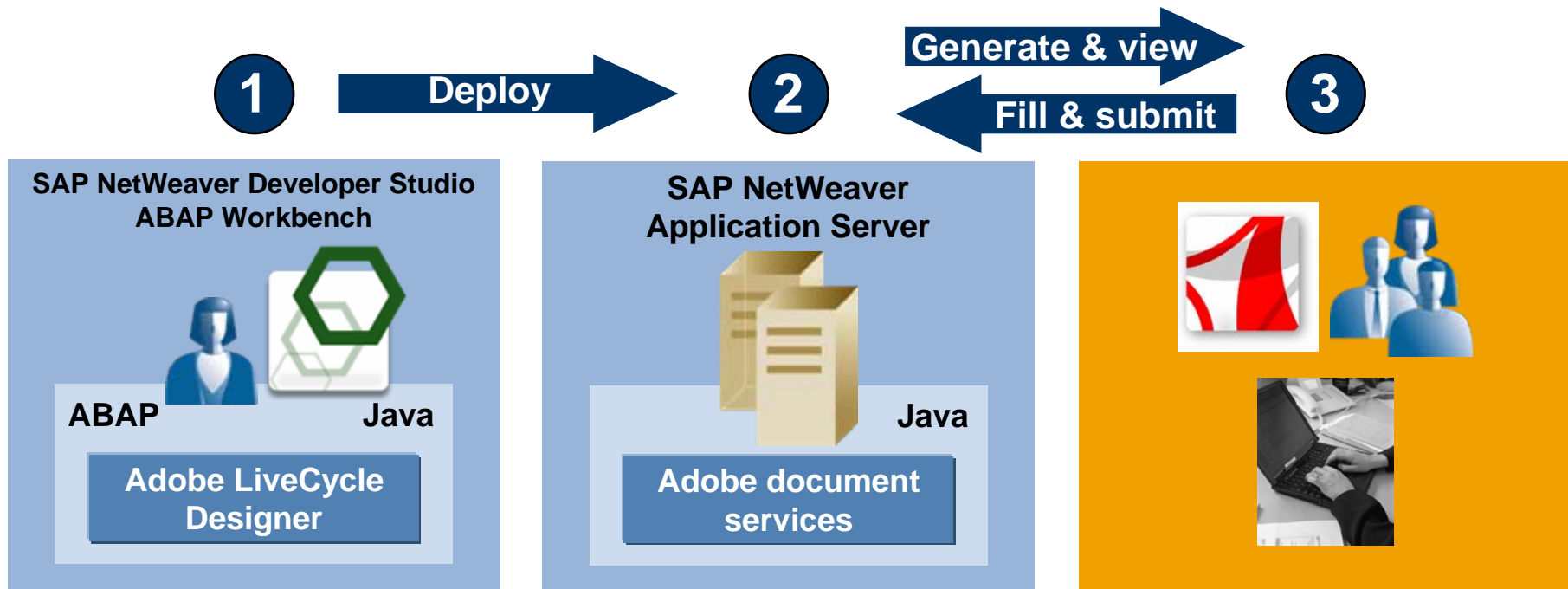
Integrated Solutions

Adobe Print Forms - Demo

Interactive Forms Based on Adobe Software - Demo

Q & A

How Interactive Forms Works



- Import forms (.doc, .pdf)
- Define form layout
- Bind forms to SAP data model
- Define validations and calculations
- Define business logic
- Define usage model (print or interactive)

- ADS run as a SAP NetWeaver shared service
- Generate PDF forms with SAP data
- Enable PDF forms for use in Adobe Reader
- Extract data from returned PDF forms

- Use Adobe Reader or Acrobat
- Enter forms data
- Save for offline use
- Sign digitally
- Print or submit form

Linking Processes with Interactive Forms

Lead through the workflow and enable tracking of the process

Interactive Forms: Steps can be completed offline

1

Find form



Requestor

2

Add data



Specialist

3

Approve



Manager

4

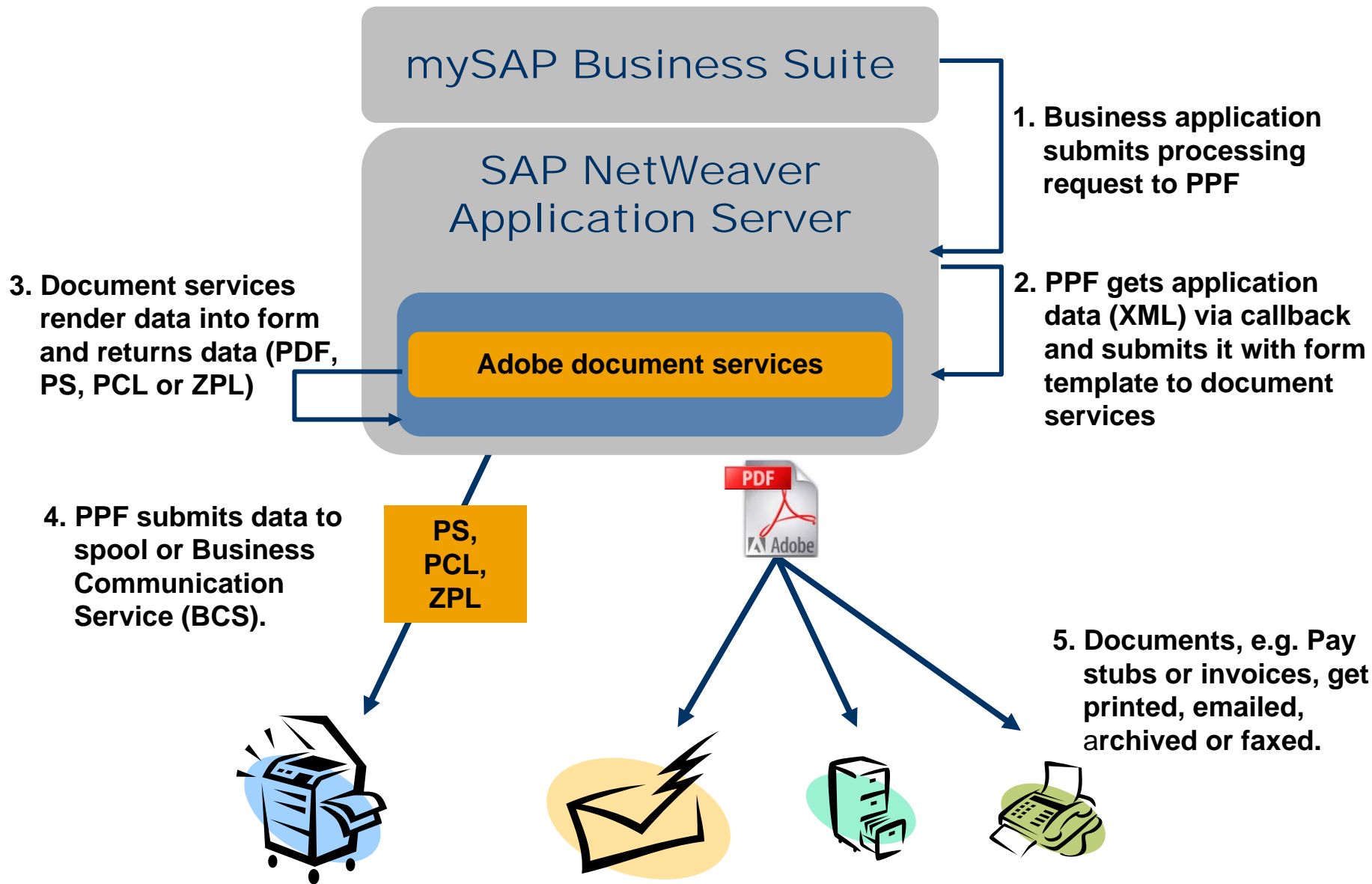
Create Master Data

Enterprise Services Architecture




Notifications triggered

Forms Output Technical Process



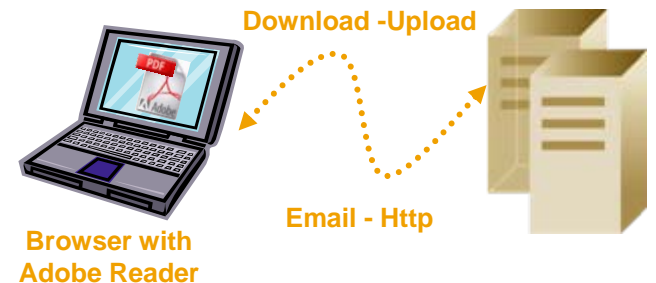
Online Interactive Form Scenario

- **SAP system access needed**
- **Full integration with Web Dynpro Java & ABAP**



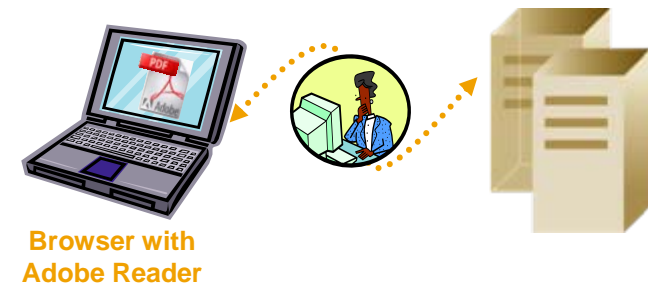
Offline Interactive Form Scenario

- **No SAP system access needed**
- **Self-contained PDF (XML data + layout)**



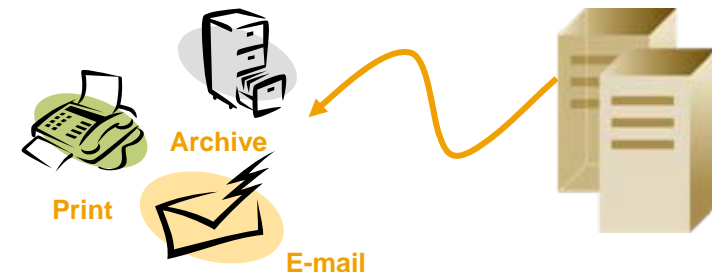
Interactive Forms with Workflow

- **Online and offline scenarios**
- **Enable tracking of processes**

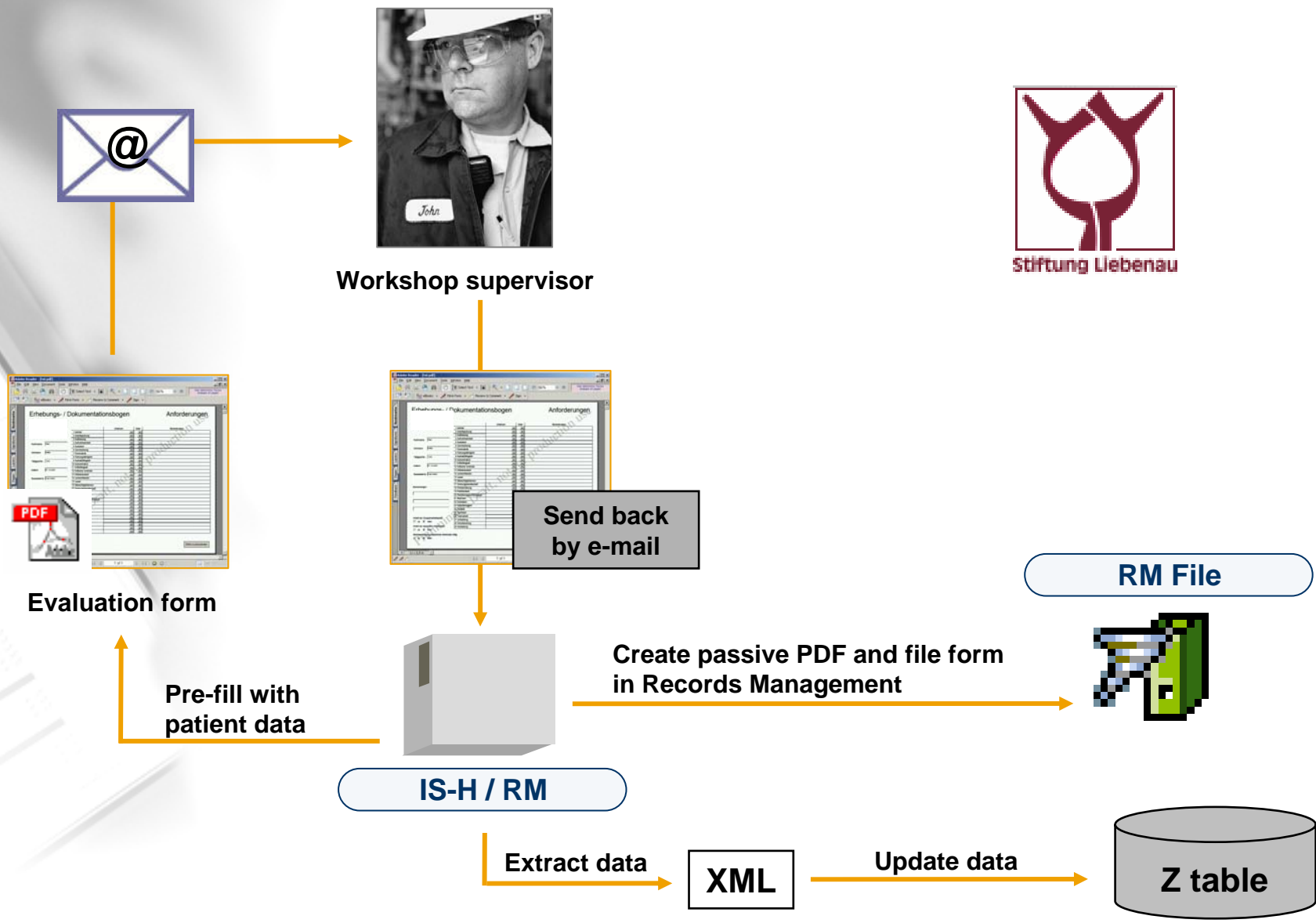


Form Printing Scenario

- **'Classic' form processing, not interactive**
- **Forms printed, e-mailed, archived or faxed**



Real Scenario: Stiftung Leibenu



SAP NetWeaver 2004s - ABAP

- **Interactive Forms with Web Dynpro ABAP**
- **Interactive Forms with Guided Procedures**
- **Enablement of solution for high volume print scenarios**
- **Shipment of more print forms with mySAP ERP 2005**

Interactive Forms and ESA

- **Interactive Forms as client for Enterprise Services**
- **Adobe document services accessed through SAP web service technology**

Continue support of Interactive Forms in SAP

- **Internet Service Request in mySAP ERP 2004**
- **Enterprise reporting for BI tables**
- **Web Dynpro Java**



Introduction

Technology

Integrated Solutions

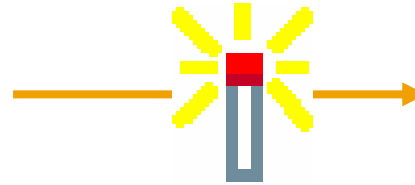
Adobe Print Forms - Demo

Interactive Forms Based on Adobe Software - Demo

Q & A

Tools Involved at Design Time

Form Template



```
FUNCTION  
/1BCDWB/SM0000001.  
DATA: %OUTPAR TYPE  
SFPOUTPAR,  
%DOCPAR TYPE  
SFPDOCPAR,  
...
```

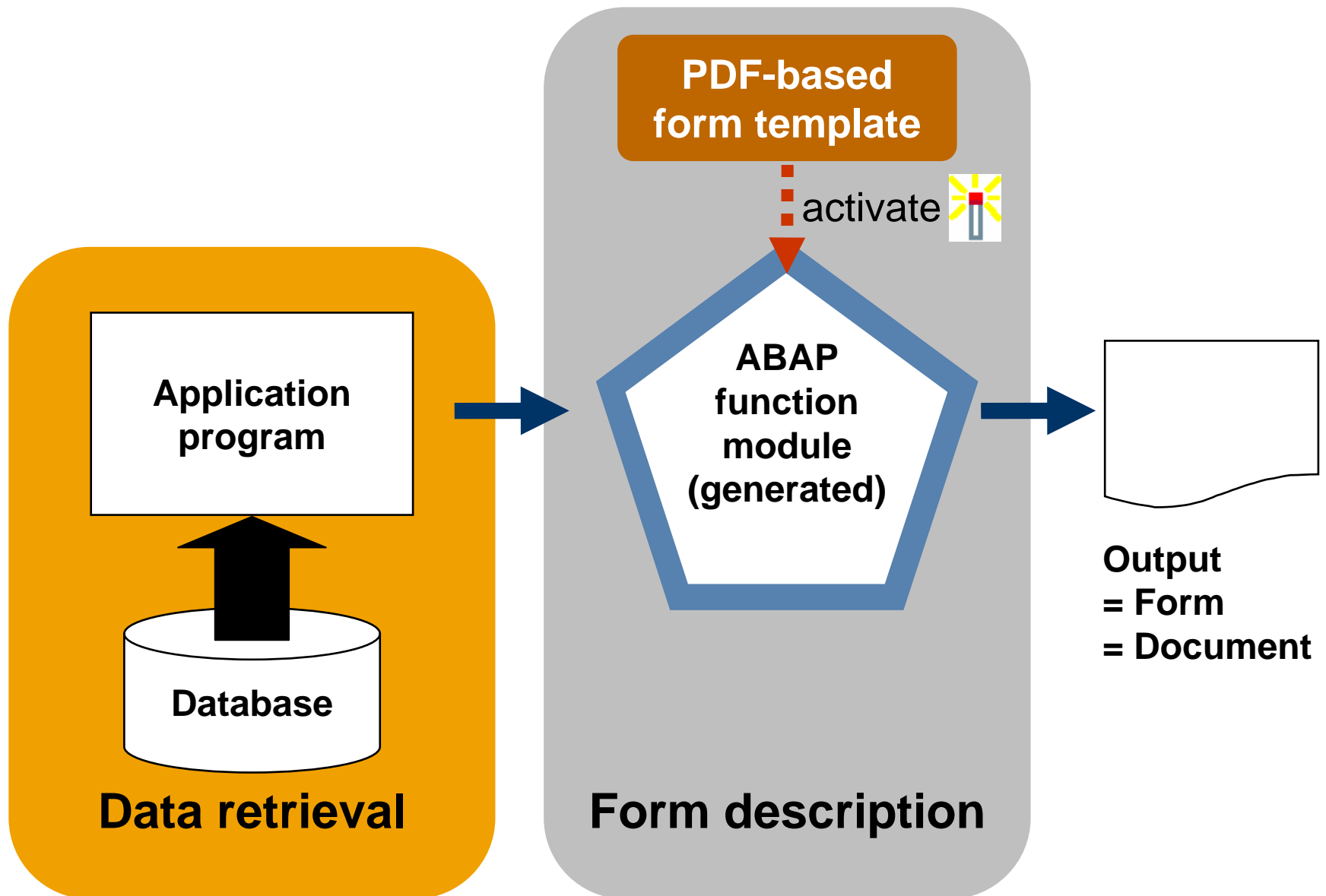
Form Builder

Context

Layout

Interface

What Happens at Run Time





Introduction

Technology

Integrated Solutions

Adobe Print Forms - Demo

Interactive Forms Based on Adobe Software - Demo

Q & A



Introduction

Technology

Integrated Solutions

Adobe Print Forms - Demo

Interactive Forms Based on Adobe Software - Demo

Q & A



Public Web

NetWeaver Developer's Guide: www.sdn.sap.com/sdn/developersguide.sdn

SAP Developer Network: www.sdn.sap.com

→ [Web Application Server](#) → Quick Link [Interactive Forms: Featured Content](#)

Adobe: www.adobe.com/sap

www.sap.com: Solution Brief "SAP Manager Self-Service: Tools for Smart Decisions and Lower Costs"



SAP Service Marketplace

<http://service.sap.com/adobe>



Feedback

Please complete your session evaluation.

**Be courteous — deposit your trash,
and do not take the handouts for the following session.**

Thank You !