

Scenario Security Guide: SAP for High Tech



ADDON.SECGUIDE_HT

Release 2005



Copyright

© Copyright 2004 SAP AG. All rights reserved.

No part of this publication may be reproduced or transmitted in any form or for any purpose without the express permission of SAP AG. The information contained herein may be changed without prior notice.

Some software products marketed by SAP AG and its distributors contain proprietary software components of other software vendors.

Microsoft, Windows, Outlook, and PowerPoint are registered trademarks of Microsoft Corporation.

IBM, DB2, DB2 Universal Database, OS/2, Parallel Sysplex, MVS/ESA, AIX, S/390, AS/400, OS/390, OS/400, iSeries, pSeries, xSeries, zSeries, z/OS, AFP, Intelligent Miner, WebSphere, Netfinity, Tivoli, and Informix are trademarks or registered trademarks of IBM Corporation in the United States and/or other countries.

Oracle is a registered trademark of Oracle Corporation.

UNIX, X/Open, OSF/1, and Motif are registered trademarks of the Open Group.

Citrix, ICA, Program Neighborhood, MetaFrame, WinFrame, VideoFrame, and MultiWin are trademarks or registered trademarks of Citrix Systems, Inc.

HTML, XML, XHTML and W3C are trademarks or registered trademarks of W3C®, World Wide Web Consortium, Massachusetts Institute of Technology.

Java is a registered trademark of Sun Microsystems, Inc.






JavaScript is a registered trademark of Sun Microsystems, Inc., used under license for technology invented and implemented by Netscape.

MaxDB is a trademark of MySQL AB, Sweden.

SAP, R/3, mySAP, mySAP.com, xApps, xApp, SAP NetWeaver, and other SAP products and services mentioned herein as well as their respective logos are trademarks or registered trademarks of SAP AG in Germany and in several other countries all over the world. All other product and service names mentioned are the trademarks of their respective companies. Data contained in this document serves informational purposes only. National product specifications may vary.

These materials are subject to change without notice. These materials are provided by SAP AG and its affiliated companies ("SAP Group") for informational purposes only, without representation or warranty of any kind, and SAP Group shall not be liable for errors or omissions with respect to the materials. The only warranties for SAP Group products and services are those that are set forth in the express warranty statements accompanying such products and services, if any. Nothing herein should be construed as constituting an additional warranty.

Icons in Body Text

Icon	Meaning
	Caution
	Example
	Note
	Recommendation
	Syntax

Additional icons are used in SAP Library documentation to help you identify different types of information at a glance. For more information, see *Help on Help* → *General Information Classes and Information Classes for Business Information Warehouse* on the first page of any version of *SAP Library*.

Typographic Conventions

Type Style	Description
<i>Example text</i>	Words or characters quoted from the screen. These include field names, screen titles, pushbuttons labels, menu names, menu paths, and menu options. Cross-references to other documentation.
Example text	Emphasized words or phrases in body text, graphic titles, and table titles.
EXAMPLE TEXT	Technical names of system objects. These include report names, program names, transaction codes, table names, and key concepts of a programming language when they are surrounded by body text, for example, SELECT and INCLUDE.
Example text	Output on the screen. This includes file and directory names and their paths, messages, names of variables and parameters, source text, and names of installation, upgrade and database tools.
Example text	Exact user entry. These are words or characters that you enter in the system exactly as they appear in the documentation.
<Example text>	Variable user entry. Angle brackets indicate that you replace these words and characters with appropriate entries to make entries in the system.
EXAMPLE TEXT	Keys on the keyboard, for example, F2 or ENTER.

Scenario Security Guide: SAP for High Tech.....	5
Introduction	5
Before You Start.....	6
Technical System Landscape	7



Scenario Security Guide: SAP for High Tech



Introduction

This guide does not replace the daily operations handbook that we recommend customers to create for their specific productive operations.

Target Audience

- Technology consultants
- System administrators

This document is not included as part of the Installation Guides, Configuration Guides, Technical Operation Manuals, or Upgrade Guides. Such guides are only relevant for a certain phase of the software life cycle, whereas the Security Guides provide information that is relevant for all life cycle phases.

Why Is Security Necessary?

With the increasing use of distributed systems and the Internet for managing business data, the demands on security are also on the rise. When using a distributed system, you need to be sure that your data and processes support your business needs without allowing unauthorized access to critical information. User errors, negligence, or attempted manipulation on your system should not result in loss of information or processing time. These demands on security also apply to the *SAP for High Tech* scenarios. To assist you in securing these business scenarios, we provide this Security Guide.

About this Document

The Security Guide provides an overview of the security-relevant information that applies to the following business scenarios for *SAP for High Tech*:

- Channel Sales Management for High Tech
- Collaborative Engineering
- Demand and Supply Planning

Most security-relevant information is already covered by different component security guides mentioned in this document. Therefore, this Scenario Security Guide only gives an overview of the relevant Component Security Guides you should to consult for these scenarios.



For the *High Tech* scenarios *Supply Network Inventory* and *Contract Manufacturing Procurement*, use the *Scenario Security Guide for Scenarios Running on SAP Inventory Collaboration Hub* on SAP Service Marketplace at service.sap.com/securityguide.



Before You Start

Fundamental Security Guides

The business scenarios for SAP for High Tech are built from the following applications:

- Channel Sales Management for High Tech
 - SAP CRM 5.0
 - SAP NetWeaver 2004s
 - SAP ECC 5.0
- Collaborative Engineering
 - SAP ECC 5.0
 - SAP cProjects Suite 4.0
 - SAP xRPM 4.0
- Demand and Supply Planning
 - SAP ECC 5.0
 - SAP SCM 5.0

Therefore, the corresponding component security guides also apply to these business scenarios. Pay particular attention to the most relevant sections or specific restrictions as indicated in the tables below.



Some of the components listed here are optional. For more information, see the Master Guide for SAP for High Tech on the SAP Service Marketplace under service.sap.com/instguides.

For more information about the *Supply Network Inventory* and *Contract Manufacturing Procurement* scenarios, see the *Scenario Security Guide for Scenarios Running on SAP Inventory Collaboration Hub* on the SAP Service Marketplace under service.sap.com/securityguide.

Fundamental Security Guides – Channel Sales Management for High Tech

Component Security Guide	Most-Relevant Sections or Specific Restrictions
Security Guide for mySAP CRM	Pay particular attention to the sections about system landscape, user administration and authentication, authorizations, network and communication security, Channel Management, and SAP CRM powered by SAP NetWeaver.
SAP NetWeaver Security Guide	
SAP ERP Central Component Security Guide	Pay particular attention to the sections about system landscape, user administration and authentication, authorizations, network and communication security.

Fundamental Security Guides – Collaborative Engineering

Component Security Guide	Most-Relevant Sections or Specific Restrictions
mySAP ERP Security Guide	Pay particular attention to the sections about mySAP PLM.
cProject Suite Security Guide	Pay particular attention to the sections about cProjects and SAP xRPM.

Fundamental Security Guides – Demand and Supply Planning

Component Security Guide	Most-Relevant Sections or Specific Restrictions
mySAP ERP Security Guide	Pay particular attention to the sections about mySAP PLM.
mySAP SCM Security Guide	

You can find all security guides on the SAP Service Marketplace under service.sap.com/securityguide. For a complete list of the available SAP Security Guides, see also the SAP Service Marketplace under service.sap.com/securityguide.

Additional Information

You can find more information about the *High Tech* scenarios in SAP Solution Manager, Implementation Content release ST-ICO 150.

For more information, see the SAP Service Marketplace as shown in the table below.

Additional Information

Content	Available on the SAP Service Marketplace under
Related SAP Notes	service.sap.com/notes
SAP Solution Manager	service.sap.com/solutionmanager



Technical System Landscape

Use

For more information about the technical system landscape, see the resources listed in the table below.

More Information About the Technical System Landscape

Topic	Guide/Tool	Available on the SAP Service Marketplace under
Technical description for the High Tech scenarios and the underlying technological components such as SAP NetWeaver	Master Guide for SAP for High Tech	service.sap.com/instguides
Security		service.sap.com/security