

# Transfer of Balance of Deferred Tax Accounts when There Is More Than One Tax Line Item.



## Applies to:

Any business organization having Deferred Tax Implemented. This is applicable from ECC 6.0. For more information, visit the [Enterprise Resource Planning homepage](#).

## Summary

This article displays the process of transferring multiple tax line items by using program RFUMSV50 instead of RFUMSV25.

**Author:** Suresh Kumar Reddy B.S

**Company:** Intelligroup Asia Pvt. Ltd.

**Created on:** 1<sup>st</sup> March 2010

## Author Bio

Suresh Kumar Reddy B.S has done M.B.A with specialization in Finance and has more than 5 years experience with SAP. Presently working with Intelligroup and has been part of FICO competency since February 2005.

## Table of Contents

Introduction .....	3
Objective.....	3
Business Requirement .....	3
Solution.....	4
1. Procedure.....	4
1.1 Check Routine Number.....	4
1.2 Check Function Modules.....	4
1.3 Active Country Version India for Specific Fiscal Years .....	4
1.4 Define Procedures .....	5
1.5 Define Tax Codes for Sales and Purchases .....	7
Note: Create another Tax Code SA as copy of tax code DA without the option Target tax code.....	9
1.6 Define Deferred Tax Rules.....	9
1.7 Assign Deferred Tax Rules to Company Codes.....	10
1.8 Enter Vendor Invoice .....	11
1.9 Run Payment Program (Post Outgoing Payments).....	12
1.10 Deferred Tax Transfer.....	13
1.11 Batch Input: Session Overview.....	18
1.12 Display/Change Line Items (Deferred G/L Accounts).....	19
1.13 Conclusion.....	24
Related Content.....	25
Copyright .....	26

## **Introduction**

As a solution provider you may have requirement to run program RFUMSV50 with multiple tax line items in regard to Service Tax, Education Cess and Higher Education Cess.

## **Objective**

The objective of this article is to explain step by step process for transfer of multiple tax line items by using program RFUMSV50 instead of RFUMSV25

## **Business Requirement**

Service Tax credit cannot be utilized unless the vendor invoice is paid. This is the reason till the payment is done, the service tax amount will be accumulated in deferred tax account and once the invoice is paid, the balance in deferred tax account need to be transferred to respective Service Tax, Educational Cess and Higher Educational Cess accounts. There can be different business scenarios for full and partial payment .To facilitates the transfer of such deferred balance to respective accounts; SAP has come up with a new standard program RFUMSV50 instead of RFUMSV25. To overcome the limitation of this program i.e. not able to take care of more than one tax line item, below the solution is provided with scenario "Full payment is made for the vendor invoice".

## Solution

### 1. Procedure

#### 1.1 Check Routine Number

Via Transaction Code	VOFM
----------------------	------

From menu, Select Requirements -> Pricing

### Maintain: Requirements Pricing

Maintain: Requirements Pricing				
	Routine number	Description	Active	Application
	166	Defer.composite tax	<input checked="" type="checkbox"/>	

#### 1.2 Check Function Modules

Via Transaction Code	FIBF/BF31
----------------------	-----------

00001025	FI-TAX	CREATE_DEFTAX_ITEM
00001030	FI-TAX	SET_DEFTAX_ITEM
00001040	FI-TAX	CREATE_DEFTAX_ITEM_REVERS
00001050	FI-TAX	CREATE_DEFTAX_ITEM_MR1M

#### 1.3 Active Country Version India for Specific Fiscal Years

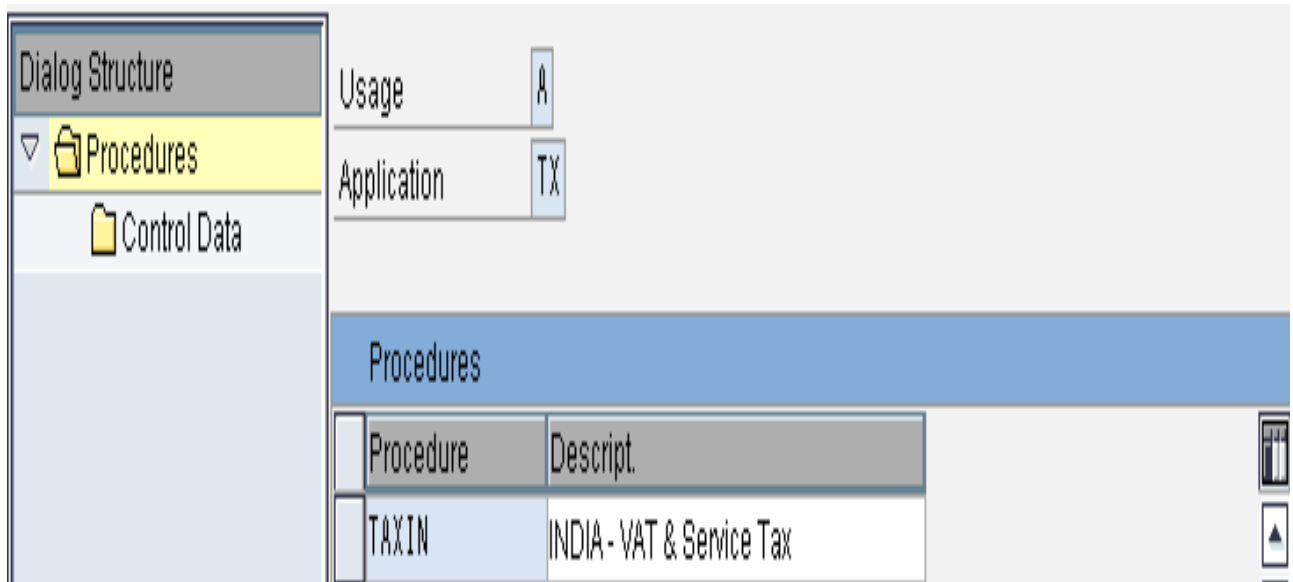
Via Menus	SPRO → Financial Accounting → Financial Accounting Global Settings → Tax on Sales/Purchases → Basic Settings → India → Active Country Version India for Specific Fiscal Years
Via Transaction Code	-NIL-

	Co...	To year	Activ
	IND	2999	<input checked="" type="checkbox"/>

### 1.4 Define Procedures

<b>Via Menus</b>	SPRO → Financial Accounting → Financial Accounting Global Settings → Tax on Sales/Purchases → Basic Settings → Check Calculation Procedure → Define Procedures
<b>Via Transaction Code</b>	-NIL-

Field Name	R/O	User Action and Values	Comments
Procedure	R	TAXIN	Specifies the conditions that are allowed for a document and defines the sequence in which they are used.
Descript	O	INDIA - VAT & Service Tax	Description of the procedure



Select **TAXIN** **INDIA - VAT & Service Tax** and double click on **Control Data**

Field Name	R/O	User Action and Values	Comments
Step	R	113	Number that determines the sequence of the conditions within a procedure
Counter	R	0	Access number of the conditions within a step in the pricing procedure
CTyp	R	IDST	Every calculation procedure groups several tax types together into a condition types (for example, Base Amount, output tax or input tax) in the calculation procedure, and determines calculation rules for it.
Description	O	Input Defrd Service	Description of the condition type
Fro	R	100	If you specify a reference step at the same time, the condition values of the steps specified are calculated. Percentage rate are calculated on the basis of the Step. In this case, step 110 is calculated on step 100.
AccKey	R	IDS	The account key enables the system to post amounts to certain types of account. Key identifies the type of G/L account.

Dialog Structure		Procedure		TAXIN INDIA - VAT & Service Tax		
<ul style="list-style-type: none"> <li>Procedures</li> <li>Control Data</li> </ul>		Control Data				
Reference Step Overview						
Step	Co...	CTyp	Description	Fro	To	Ma... R... Stat... P SuTot Regt CaTy... BasTy... AccK... Accru...
100	0	BASB	Base Amount			<input type="checkbox"/> <input type="checkbox"/> <input type="checkbox"/>
101	0	IVAT	Input tax - VAT	100		<input type="checkbox"/> <input type="checkbox"/> <input type="checkbox"/> IVT
102	0	OVAT	Output Tax - VAT	100		<input type="checkbox"/> <input type="checkbox"/> <input type="checkbox"/> OVT
113	0	IDST	Input Defrd Service	100		<input type="checkbox"/> <input type="checkbox"/> <input type="checkbox"/> IDS
114	0	IDEC	Input Defrd Edu.Cess	100		<input type="checkbox"/> <input type="checkbox"/> <input type="checkbox"/> 166 IDE
115	0	IDSE	Input Defrd S.Edu.Ce	100		<input type="checkbox"/> <input type="checkbox"/> <input type="checkbox"/> 166 IDC

### 1.5 Define Tax Codes for Sales and Purchases

<b>Via Menus</b>	SPRO → Financial Accounting → Financial Accounting Global Settings → Tax on Sales/Purchases → Calculation → Define Tax Codes for Sales and Purchases
<b>Via Transaction Code</b>	FTXP

## Maintain Tax Code: Initial Screen

Copy

Country Key	IN	India
Tax Code	DA	Services like training, professional fee - Service

Field Name	R/O	User Action and Values	Comments
Description	R	Services like training, professional fee - Service	Description of the taxable services
Tax Type	O	V	Indicator for differentiating output tax and input tax.
Target tax code	R	SA	The target tax code is filled for deferred tax codes. However, it must not be a deferred tax code itself. At the end of the period the tax amounts will be transferred from deferred tax code to target tax code.

P Properties X

Tax Code	DA	Services like training, professional fees
Tax type	V	Input tax
CheckID	<input type="checkbox"/>	
EU code	<input type="checkbox"/>	
Target tax code	SA	
Tgt Tax Code: Output	<input type="checkbox"/>	
Tgt Tax Code: Input	<input type="checkbox"/>	
Tol.per.rate	<input type="text"/>	

◀ ▶  ◀ ▶

Select



Field Name	R/O	User Action and Values	Comments
Tax Percent. Rate	R	10.000	The tax rate gives the percentage rate for the corresponding Service Tax
Tax Percent. Rate	R	0.200	The tax rate gives the percentage rate for the corresponding Educational Cess
Tax Percent. Rate	R	0.100	The tax rate gives the percentage rate for the corresponding Secondary Educational Cess

## Maintain Tax Code: Tax Rates

Properties	Tax accounts	Deactivate line
Country Key	IN	India
Tax Code	DA	10.30% - Services like training, professional fees
Procedure	TAXIN	
Tax type	V	Input tax

Percentage rates						
Tax Type	Acct. Key	Tax Percent. Rate	Level	From Lvl	Cond. Type	
Base Amount			100	0	BASB	
Input tax - VAT	IVT		101	100	IVAT	
Output Tax - VAT	OVT		102	100	OVAT	
Input Defrd Service	IDS	10.000	113	100	IDST	
Input Defrd Edu.Cess	IDE	0.200	114	100	IDEC	
Input Defrd S.Edu.Ce	IDC	0.100	115	100	IDSE	

Note: Create another Tax Code SA as copy of tax code DA without the option Target tax code.

### 1.6 Define Deferred Tax Rules

<b>Via Menus</b>	SPRO → Financial Accounting → General Ledger Accounting → Business Transactions → Closing → Report → Sales/Purchases Tax Returns → Deferred Taxes → Define Deferred Tax Rules.
<b>Via Transaction Code</b>	-Nil-

Field Name	R/O	User Action and Values	Comments
Rule	R	0001	Enter a four-character code of your choice.
Document	R	Per Tax Code, without clearing	The system generates a separate tax transfer document for all deferred tax items with the same tax code.

Define Deferred Tax Rules

Rule	Document	Checks Must Clear	C Fu...	Fu...	
0001	Per Invoice, with Clearing	<input type="checkbox"/>	<input type="checkbox"/>	<input type="checkbox"/>	<input type="checkbox"/>

### 1.7 Assign Deferred Tax Rules to Company Codes

<b>Via Menus</b>	SPRO → Financial Accounting → General Ledger Accounting → Business Transactions → Closing → Report → Sales/Purchases Tax Returns → Deferred Taxes → Assign Deferred Tax Rules to Company Codes
<b>Via Transaction Code</b>	-Nil-

Field Name	R/O	User Action and Values	Comments
CoCd	R	3302	Company Code is a legal entity in financial accounting.
Company Name	R	Company XXXX Private Ltd	Name of the company Code
Rule	R	0001	Identifies the deferred tax rule and is assigned to company code.

### 1.8 Enter Vendor Invoice

<b>Via Menus</b>	SAP Easy Access → SAP Menu → Accounting → Financial Accounting → Accounts Payable → Document Entry → FB60 - Invoice
<b>Via Transaction Code</b>	FB60

### Document Overview

**Doc. Type : KR ( Vendor Invoice ) Normal document**

Doc. Number	Company code	3302	Fiscal year	2009	
Doc. date	11.09.2009	Posting date	11.09.2009	Period	09
Calculate Tax	<input checked="" type="checkbox"/>				
Ref.doc.	TEST001				
Doc.currency	INR				

Itm	PK	Account	Account short text	Assignment	WBS element	Profit Ctr	Cost Ctr	Tx	Amount	Text
1	31	A8871	TDS 194A CO					DA	2,177,547.01-	Transfer Deferred Tax to Service tax code
2	40	624010	SW Maintenance			COPL	COPL	DA	1,974,204.00	Trtransfer Deferred Tax to Service tax code
3	40	127124	Serv Tx Credit Avail					DA	197,420.40	
4	40	127125	Serv Tx Ed Cess Avai					DA	3,948.41	
5	40	127126	Serv Tx High Ed Av/D					DA	1,974.20	

### 1.9 Run Payment Program (Post Outgoing Payments)

<b>Via Menus</b>	SAP Easy Access → SAP Menu → Processes → Purchase Requisition through to Payment → Payments → Automatic Payments → F110 – Run Payment Program
<b>Via Transaction Code</b>	F110

#### Edit Payment Proposal: Payments

Run On: 11.09.2009 TEST1      Snd. CC: 3302

Payments/exceptions

Ty...	Vendor	Payment	Name 1	City	Crcoy	Amount paid	LC pmt amt	p.itms	Cty	Account ...	Bank ...	Acct hold	P	House ...	Acct ID	Pay...	Paye
	A8871	F110000001	TDS 194A CO	Mumbai	INR	0.00	0.00	0	IN					C	CIT01	CIT01	TDS
	A8871	O3302*0001	TDS 194A CO	Mumbai	INR	2,177,547.01	2,177,547.01	1	IN					C	CIT01	CIT01	TDS
	A8871		TDS 194A CO	Mumbai	INR	20,800.00	20,800.00	3	IN								TDS

Positioning: Number of line items: 3

Payment volumes:

Outgoing payment	2,177,547.01
Incoming payment	0.00

## Automatic Payment Transactions: Status

Status	Payments	Proposal	Proposal	Printout
Run Date	11.09.2009			
Identification	TEST1			
<b>Status</b>	Parameter	Free selection	Additional Log	Printout/data medium
<p><b>Status</b></p> <ul style="list-style-type: none"> <li>Parameters have been entered</li> <li>Payment proposal has been created</li> <li>Payment proposal has been edited</li> <li>Payment run has been carried out</li> <li>Posting orders: 1 generated, 1 completed</li> </ul>				

### 1.10 Deferred Tax Transfer

<b>Via Menus</b>	SAP Easy Access → SAP Menu → Accounting → Financial Accounting → General Ledger → Reporting → Tax Reports → General → Deferred Tax → S_AC0_52000644 – Deferred Tax Transfer (New)
<b>Via Transaction Code</b>	S_AC0_52000644

Field Name	R/O	User Action and Values	Comments
Company Code	R	3302	The company code is an organizational unit within financial accounting.
Document Number	O	1100000337	The document number is unique per company code and fiscal year. When entering an accounting document, you can specify the number manually or it can be determined by the system from a pre-defined area (number range).
Fiscal Year	R	2009	Input the year to be extracted from deferred tax accounts.
Time Frame	R	11.09.2009 to 11.09.2009	The document number is unique per company code and fiscal year. When entering an accounting document, you can specify the number manually or it can be determined by the system from a pre-defined area (number range).
Tax Code	O	DA	The tax code represents a tax category which must be taken into consideration when making a tax return to the tax authorities.
Vendor	O	A8871	Alphanumeric key uniquely identifying the document.
Type of Run	R	Do not Update	This has the effect that tax items are selected irrespective of whether they contain the date or time of a previous run. The tax items selected are not marked with the date and time of current run either.
Currency Translation	R	Transfer Posting Date	The date of the currency on which transfer takes place from deferred tax to service tax.

**Deferred Tax Transfer (New)**

General Selections	
Company Code	3302 to
Document Number	1100000337 to
Fiscal Year	2009 to
Time Frame	11.09.2009 to 11.09.2009
Further Selections	
Posting Period	to
Tax Code	DA to
Document Type	to
Special G/L ind.	to
Business Place	to
G/L Account	to
Vendor	A8871 to
Customer	to
Type of Run	
<input type="radio"/> Only Display Reporting Lines <input type="radio"/> Simul. of Creation of Rep.Lnes <input type="radio"/> Creation of Reporting Lines <input checked="" type="radio"/> Do not update <input type="radio"/> Update Documents: Update Run <input type="radio"/> Update Documents: Test Run	
Prepare Printing of Forms	
<input type="checkbox"/> Entry in UMSV	
Run Date	11.09.2009
Identification	TEST1
Posting Params	
<input type="checkbox"/> Call transaction...using..	
<input type="checkbox"/> Post via Batch Input Session	
Batch Inp. Sess. Name	RFUMSV50
Document Type	SA
Posting date	11.09.2009
Document date	11.09.2009
Target Tax Code: EU Output Tax	
Target Tax Code: EU Input Tax	
Currency Translation	
<input type="radio"/> Invoice Posting Date <input type="radio"/> Payment Posting Date <input checked="" type="radio"/> Transfer Posting Date <input type="checkbox"/> Cust. Invoices on Full Payt <input type="checkbox"/> Vend. Invoices on Full Payt <input type="checkbox"/> Do Not Check Date in XREF1	
Type of ALV List	
<input checked="" type="radio"/> Output with ALV <input type="radio"/> Output with ALV Grid	

Select  button

## Deferred Tax Transfer (New)

Advance Return for Tax on Sales/Purchases for Deferred Taxes Period From: 11.09.2009 To : 11.09.2009

Customizing/Development T Deferred Tax Transfer (New) Time 14:39:39 Date 15.09.2009  
 London RFUMSV50/P95005869 Page 1

	CoCd	Tx	Tx	Year	M	Pstng Date	DocumentNo	TranslDate	Tax amount	LC tax amount	DocumentNo	Year	TranslDate	Report Fm	Tax trans
<input type="checkbox"/>	3302	DA	SA	2009	9	11.09.2009	1100000337	11.09.2009	197,420.40	197,420.40	1200000161	2009	11.09.2009	11.09.2009	
<input type="checkbox"/>	3302	DA	SA	2009	9	11.09.2009	1100000337	11.09.2009	3,948.41	3,948.41	1200000161	2009	11.09.2009	11.09.2009	
<input type="checkbox"/>	3302	DA	SA	2009	9	11.09.2009	1100000337	11.09.2009	1,974.20	1,974.20	1200000161	2009	11.09.2009	11.09.2009	

Select  button

Field Name	R/O	User Action and Values	Comments
Update Documents: Update Run	R	Select Radio Button	This has the effect that only those tax items for updating the tax return are selected in which no date or time of an earlier run is noted. The date and time of the current run are then marked in the tax items selected.
Post Via Batch Input Session Batch Inp. Sess. Name	R R	Select Check Box RFUMSV50_1	Posts the deferred taxes from the interim tax account to the normal tax account and clears the amount from the interim tax accounts. The tax transfer documents are created in batch input session.  The program database is updated only if the tax transfer document posting is successful.



## Deferred Tax Transfer (New)

General Selections			
Company Code	3302	to	
Document Number	1100000337	to	
Fiscal Year	2009	to	
Time Frame	11.09.2009	to	11.09.2009

Further Selections			
Posting Period		to	
Tax Code	DA	to	
Document Type		to	
Special G/L ind.		to	
Business Place		to	
G/L Account		to	
Vendor	A8871	to	
Customer		to	

Type of Run	
<input type="radio"/>	Only Display Reporting Lines
<input type="radio"/>	Simul. of Creation of Rep.Lnes
<input type="radio"/>	Creation of Reporting Lines
<input type="radio"/>	Do not update
<input checked="" type="radio"/>	Update Documents: Update Run
<input type="radio"/>	Update Documents: Test Run

Prepare Printing of Forms	
<input type="checkbox"/>	Entry in UMSV
Run Date	11.09.2009
Identification	TEST1

Posting Params	
<input type="checkbox"/>	Call transaction...using..
<input checked="" type="checkbox"/>	Post via Batch Input Session
Batch Inp. Sess. Name	RFUMSV50_1
Document Type	SA
Posting date	11.09.2009
Document date	11.09.2009

Select  button

## Deferred Tax Transfer (New)

Choose Save Post tax document

Advance Return for Tax on Sales/Purchases for Deferred Taxes Period From: 11.09.2009 To : 11.09.2009

Customizing/Development T Deferred Tax Transfer (New) Time 14:51:13 Date 15.09.2009  
 London RFUMSV50/P95005869 Page 1

	CoCd	Tx	Tx	Year	M	Pstng Date	DocumentNo	TransIDate	Tax amount	LC tax amount	DocumentNo	Year	TransIDate	Report Fm	Tax trans
<input type="checkbox"/>	3302	DA	SA	2009	9	11.09.2009	1100000337	11.09.2009	197,420.40	197,420.40	1200000161	2009	11.09.2009	11.09.2009	
<input type="checkbox"/>	3302	DA	SA	2009	9	11.09.2009	1100000337	11.09.2009	3,948.41	3,948.41	1200000161	2009	11.09.2009	11.09.2009	
<input type="checkbox"/>	3302	DA	SA	2009	9	11.09.2009	1100000337	11.09.2009	1,974.20	1,974.20	1200000161	2009	11.09.2009	11.09.2009	

Batch Input Session Created  
 Batch Input Sess. Name: RFUMSV50\_1

### 1.11 Batch Input: Session Overview

<b>Via Menus</b>	SAP Easy Access → SAP Menu → Processes → Accounting → Periodic Processes → SM35 - Batch Input Process
<b>Via Transaction Code</b>	SM35

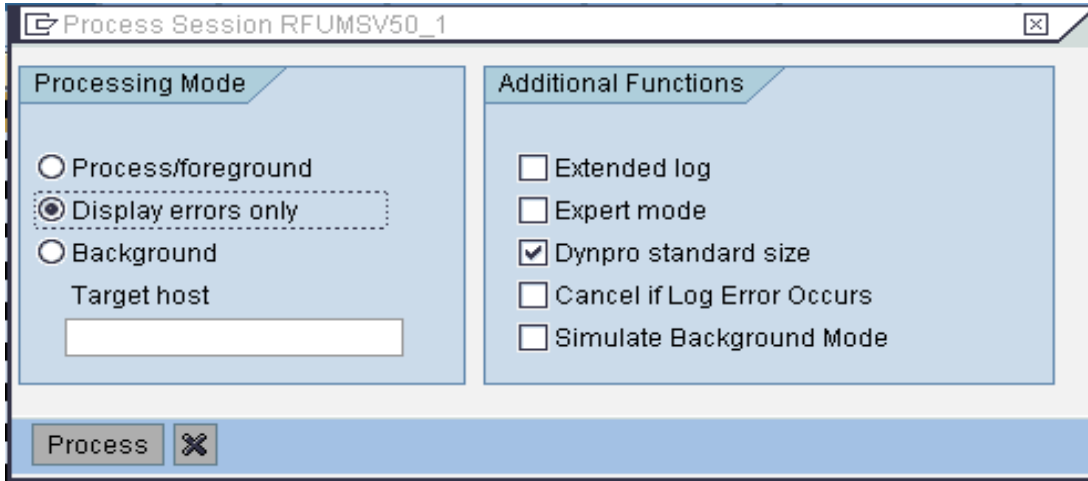
## Batch Input: Session Overview

**Selection criteria**  
 Sess.: \*  From:  To:  Created by: \*

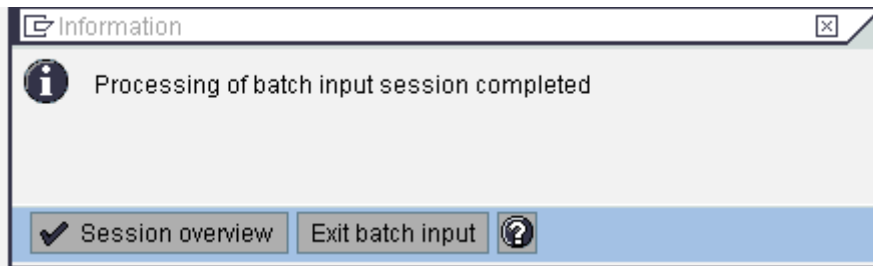
Session name	Stat.	Created By	Date	Time	Creation Prog...	Lock Date	Authorizat.	Σ Trans.			Σ Screens	D.	Qu.
RFUMSV50_1		P95005869	15.09.2009	14:51:12	RFUMSV50		P95005869	3	0	0	12	<input checked="" type="checkbox"/>	09

Select Session

And select Process



Select **Display errors only** option and select **Process** push button

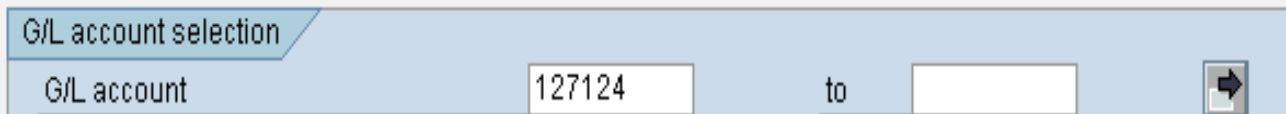


Select **Exit batch input** button

### 1.12 Display/Change Line Items (Deferred G/L Accounts)

<b>Via Menus</b>	SAP Easy Access → SAP Menu → Accounting → Financial Accounting → General Ledger → Account → FBL3N – Display/Change Line Items
<b>Via Transaction Code</b>	FBL3N

Field Name	R/O	User Action and Values	Comments
G/L account	R	127124, 127125, 127126	Account number of the G/L line item display
Company Code	R	3302	The company code is an organizational unit within financial accounting
Cleared Items	R	Select Radio Button	Displays Items that were Cleared at the clearing date
Clearing date	R	11.09.2009	The opening date specifies as from when the item is to be regarded as cleared.




Select 

Multiple Selection for G/L account

Select Single Values (1) | Select Ranges | Exclude Single Values | Exclude Ranges

O..	Single value
<input type="checkbox"/>	127124
<input type="checkbox"/>	127125
<input type="checkbox"/>	127126
<input type="checkbox"/>	
<input type="checkbox"/>	
<input type="checkbox"/>	
<input type="checkbox"/>	
<input type="checkbox"/>	
<input type="checkbox"/>	

Multiple selection..

Input the deferred tax accounts and Select  button

**G/L Account Line Item Display**

Data Sources

G/L account selection

G/L account: 127124 to:

Company code: 3302 to:

Selection using search help

Search help ID:

Search string:

Search help

Line item selection

Status

Open items

Open at key date: 11.09.2009

Cleared items

Clearing date: 11.09.2009 to:

Open at key date:

Select  button to display vendor open items

### G/L Account Line Item Display



G/L Account 127124 Service Tax Credit Availed / Deferred  
 Company Code 3302

Archive	St	Assignment	DocumentNo	BusA	Type	Doc. Date	PK	Amount in local cur.	LCurr	Tx	Clrng doc.
<input type="checkbox"/>		20090911	1100000337		KR	11.09.2009	40	197,420.40	INR	DA	700000016
*								197,420.40	INR		
** Account 127124								197,420.40	INR		

G/L Account 127125 Service Tax Ed Cess Availed/Deferred  
 Company Code 3302

Archive	St	Assignment	DocumentNo	BusA	Type	Doc. Date	PK	Amount in local cur.	LCurr	Tx	Clrng doc.
<input type="checkbox"/>		20090911	1100000337		KR	11.09.2009	40	3,948.41	INR	DA	700000017
*								3,948.41	INR		
** Account 127125								3,948.41	INR		

G/L Account 127126 Service Tax High Ed Cess Availed/Deferred  
 Company Code 3302

Archive	St	Assignment	DocumentNo	BusA	Type	Doc. Date	PK	Amount in local cur.	LCurr	Tx	Clrng doc.
<input type="checkbox"/>		20090911	1100000337		KR	11.09.2009	40	1,974.20	INR	DA	700000018
*								1,974.20	INR		
** Account 127126								1,974.20	INR		

G/L Account \* \*  
 Company Code \*


Archive	St	Assignment	DocumentNo	BusA	Type	Doc. Date	PK	Amount in local cur.	LCurr	Tx	Clrng doc.
***								203,343.01	INR		

Select  button

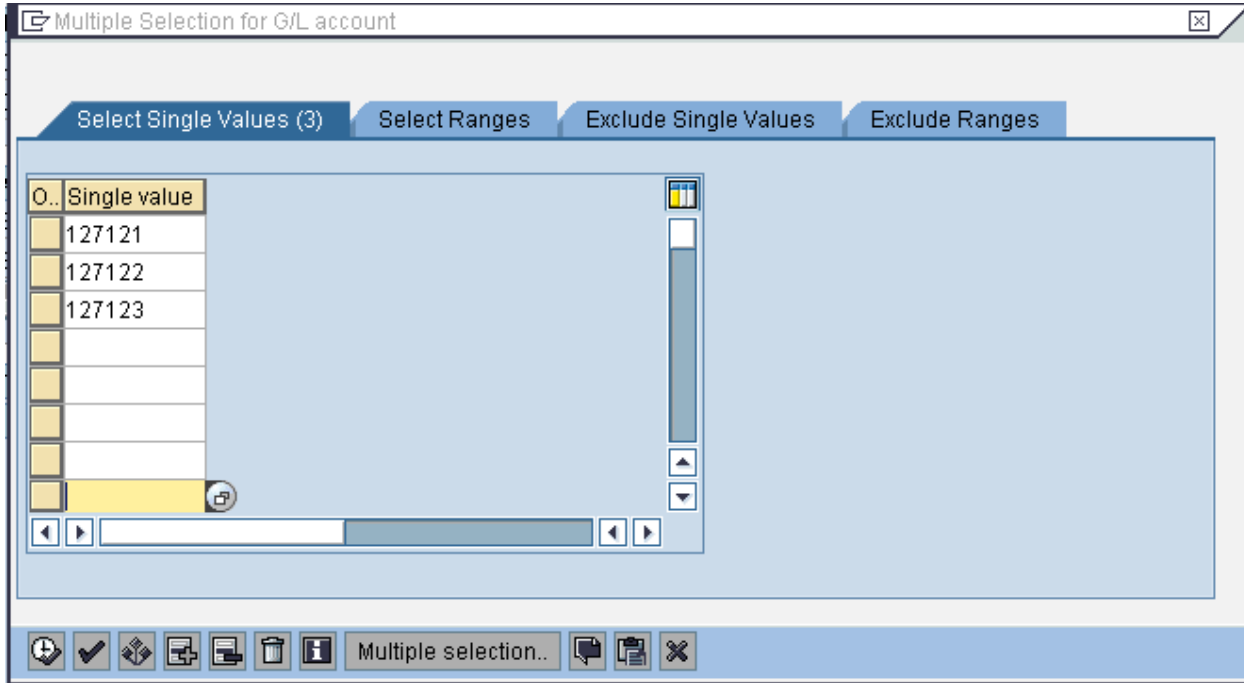
Field Name	R/O	User Action and Values	Comments
G/L account	R	127121, 127122, 127123	Account number of the G/L line item display.
Company Code	R	3302	The company code is an organizational unit within financial accounting
Cleared Items	R	Select Radio Button	Displays Items that were Cleared at the clearing date
Clearing date	R	11.09.2009	The opening date specifies as from when the item is to be regarded as cleared.

G/L account selection

G/L account  to



Select 



Multiple Selection for G/L account




Select Single Values (3) | Select Ranges | Exclude Single Values | Exclude Ranges

O..	Single value
<input type="checkbox"/>	127121
<input type="checkbox"/>	127122
<input type="checkbox"/>	127123
<input type="checkbox"/>	
<input type="checkbox"/>	
<input type="checkbox"/>	
<input type="checkbox"/>	
<input type="checkbox"/>	
<input type="checkbox"/>	
<input type="checkbox"/>	



Multiple selection..

Select 

## G/L Account Line Item Display




) 1 active

Data Sources

G/L account selection

G/L account	127121	to	<input style="width: 90%;" type="text"/>	
Company code	3302	to	<input style="width: 40%;" type="text"/>	

Selection using search help

Search help ID	<input style="width: 90%;" type="text"/>
Search string	<input style="width: 90%;" type="text"/>

 Search help


Line item selection

Status


Open items

Open at key date	11.09.2009
------------------	------------

Cleared items

Clearing date	11.09.2009	to	<input style="width: 90%;" type="text"/>	
Open at key date	<input style="width: 90%;" type="text"/>			

All items

Posting date	<input style="width: 90%;" type="text"/>	to	<input style="width: 90%;" type="text"/>	
--------------	--	----	--	---

Type

Normal items

Select  button

### G/L Account Line Item Display

G/L Account                    127121      Service Tax Credit  
Company Code                3302

Archive	St	Assignment	DocumentNo	BusA	Type	Doc. Date	PK	Amount in local cur.	LCurr	Tx	Clrng doc.	Text
<input checked="" type="checkbox"/>		12000001612009001	700000016		SA	11.09.2009	40	197,420.40	INR	SA		Transf.pstg for target tax account
*								197,420.40	INR			
** Account 127121								197,420.40	INR			

G/L Account                    127122      Service Tax Ed Cess  
Company Code                3302

Archive	St	Assignment	DocumentNo	BusA	Type	Doc. Date	PK	Amount in local cur.	LCurr	Tx	Clrng doc.	Text
<input type="checkbox"/>		12000001612009001	700000017		SA	11.09.2009	40	3,948.41	INR	SA		Transf.pstg for target tax account
*								3,948.41	INR			
** Account 127122								3,948.41	INR			

G/L Account                    127123      Service Tax High Ed Cess  
Company Code                3302

Archive	St	Assignment	DocumentNo	BusA	Type	Doc. Date	PK	Amount in local cur.	LCurr	Tx	Clrng doc.	Text
<input type="checkbox"/>		12000001612009001	700000018		SA	11.09.2009	40	1,974.20	INR	SA		Transf.pstg for target tax account
*								1,974.20	INR			
** Account 127123								1,974.20	INR			

G/L Account                    \*                    \*  
Company Code                \*

Archive	St	Assignment	DocumentNo	BusA	Type	Doc. Date	PK	Amount in local cur.	LCurr	Tx	Clrng doc.	Text
***								203,343.01	INR			

From above screen shots the deferred tax amounts have been transferred from G/L Codes 127124, 127125 and 127126 to 127121, 127122 and 127123.

### 1.13 Conclusion

From the above configuration and transactional screen shots, the balance of deferred tax can be transferred with more than one line item by using program RFUMSV50. The transferred balance can be captured in separate G/L accounts like Service Tax Credit, Service Tax Educational Cess and Service Tax Higher Educational Cess.



## **Related Content**

[http://help.sap.com/erp2005\\_ehp\\_04/helpdata/EN/12/9650d041b04b619f613165c98623dd/frameset.htm](http://help.sap.com/erp2005_ehp_04/helpdata/EN/12/9650d041b04b619f613165c98623dd/frameset.htm)

For more information, visit the [Enterprise Resource Planning homepage](#).

## Copyright

© Copyright 2010 SAP AG. All rights reserved.

No part of this publication may be reproduced or transmitted in any form or for any purpose without the express permission of SAP AG. The information contained herein may be changed without prior notice.

Some software products marketed by SAP AG and its distributors contain proprietary software components of other software vendors.

Microsoft, Windows, Excel, Outlook, and PowerPoint are registered trademarks of Microsoft Corporation.

IBM, DB2, DB2 Universal Database, System i, System i5, System p, System p5, System x, System z, System z10, System z9, z10, z9, iSeries, pSeries, xSeries, zSeries, eServer, z/VM, z/OS, i5/OS, S/390, OS/390, OS/400, AS/400, S/390 Parallel Enterprise Server, PowerVM, Power Architecture, POWER6+, POWER6, POWER5+, POWER5, POWER, OpenPower, PowerPC, BatchPipes, BladeCenter, System Storage, GPFS, HACMP, RETAIN, DB2 Connect, RACF, Redbooks, OS/2, Parallel Sysplex, MVS/ESA, AIX, Intelligent Miner, WebSphere, Netfinity, Tivoli and Informix are trademarks or registered trademarks of IBM Corporation.

Linux is the registered trademark of Linus Torvalds in the U.S. and other countries.

Adobe, the Adobe logo, Acrobat, PostScript, and Reader are either trademarks or registered trademarks of Adobe Systems Incorporated in the United States and/or other countries.

Oracle is a registered trademark of Oracle Corporation.

UNIX, X/Open, OSF/1, and Motif are registered trademarks of the Open Group.

Citrix, ICA, Program Neighborhood, MetaFrame, WinFrame, VideoFrame, and MultiWin are trademarks or registered trademarks of Citrix Systems, Inc.

HTML, XML, XHTML and W3C are trademarks or registered trademarks of W3C®, World Wide Web Consortium, Massachusetts Institute of Technology.

Java is a registered trademark of Sun Microsystems, Inc.

JavaScript is a registered trademark of Sun Microsystems, Inc., used under license for technology invented and implemented by Netscape.

SAP, R/3, SAP NetWeaver, Duet, PartnerEdge, ByDesign, SAP Business ByDesign, and other SAP products and services mentioned herein as well as their respective logos are trademarks or registered trademarks of SAP AG in Germany and other countries.

Business Objects and the Business Objects logo, BusinessObjects, Crystal Reports, Crystal Decisions, Web Intelligence, Xcelsius, and other Business Objects products and services mentioned herein as well as their respective logos are trademarks or registered trademarks of Business Objects S.A. in the United States and in other countries. Business Objects is an SAP company.

All other product and service names mentioned are the trademarks of their respective companies. Data contained in this document serves informational purposes only. National product specifications may vary.

These materials are subject to change without notice. These materials are provided by SAP AG and its affiliated companies ("SAP Group") for informational purposes only, without representation or warranty of any kind, and SAP Group shall not be liable for errors or omissions with respect to the materials. The only warranties for SAP Group products and services are those that are set forth in the express warranty statements accompanying such products and services, if any. Nothing herein should be construed as constituting an additional warranty.