

How-to Guide
SAP xPD 1.0



How To... Customize SAP xPD Notification Messages

Version 1.00 – November 2004

Applicable Releases:
SAP xPD 1.0
SAP EP 6.0 SP2

© Copyright 2004 SAP AG. All rights reserved.

No part of this publication may be reproduced or transmitted in any form or for any purpose without the express permission of SAP AG. The information contained herein may be changed without prior notice.

Some software products marketed by SAP AG and its distributors contain proprietary software components of other software vendors.

Microsoft, Windows, Outlook, and PowerPoint are registered trademarks of Microsoft Corporation.

IBM, DB2, DB2 Universal Database, OS/2, Parallel Sysplex, MVS/ESA, AIX, S/390, AS/400, OS/390, OS/400, iSeries, pSeries, xSeries, zSeries, z/OS, AFP, Intelligent Miner, WebSphere, Netfinity, Tivoli, and Informix are trademarks or registered trademarks of IBM Corporation in the United States and/or other countries.

Oracle is a registered trademark of Oracle Corporation.

UNIX, X/Open, OSF/1, and Motif are registered trademarks of the Open Group.

Citrix, ICA, Program Neighborhood, MetaFrame, WinFrame, VideoFrame, and MultiWin are trademarks or registered trademarks of Citrix Systems, Inc.

HTML, XML, XHTML and W3C are trademarks or registered trademarks of W3C[®], World Wide Web Consortium, Massachusetts Institute of Technology.

Java is a registered trademark of Sun Microsystems, Inc.

JavaScript is a registered trademark of Sun Microsystems, Inc., used under license for technology invented and implemented by Netscape.

MaxDB is a trademark of MySQL AB, Sweden.

SAP, R/3, mySAP, mySAP.com, xApps, xApp, SAP NetWeaver, and other SAP products and services mentioned herein as well as their respective logos are trademarks or registered trademarks of SAP AG in Germany and in several other countries all over the world. All other product and service names mentioned are the trademarks of their respective companies. Data

contained in this document serves informational purposes only. National product specifications may vary.

These materials are subject to change without notice. These materials are provided by SAP AG and its affiliated companies ("SAP Group") for informational purposes only, without representation or warranty of any kind, and SAP Group shall not be liable for errors or omissions with respect to the materials. The only warranties for SAP Group products and services are those that are set forth in the express warranty statements accompanying such products and services, if any. Nothing herein should be construed as constituting an additional warranty.

These materials are provided "as is" without a warranty of any kind, either express or implied, including but not limited to, the implied warranties of merchantability, fitness for a particular purpose, or non-infringement.

SAP shall not be liable for damages of any kind including without limitation direct, special, indirect, or consequential damages that may result from the use of these materials.

SAP does not warrant the accuracy or completeness of the information, text, graphics, links or other items contained within these materials. SAP has no control over the information that you may access through the use of hot links contained in these materials and does not endorse your use of third party web pages nor provide any warranty whatsoever relating to third party web pages.

SAP NetWeaver "How-to" Guides are intended to simplify the product implementation. While specific product features and procedures typically are explained in a practical business context, it is not implied that those features and procedures are the only approach in solving a specific business problem using SAP NetWeaver. Should you wish to receive additional information, clarification or support, please refer to SAP Consulting.

Any software coding and/or code lines / strings ("Code") included in this documentation are only examples and are not intended to be used in a productive system environment. The Code is only intended better explain and visualize the syntax and phrasing rules of certain coding. SAP does not warrant the correctness and completeness of the Code given herein, and SAP shall not be liable for errors or damages caused by the usage of the Code, except if such damages were caused by SAP intentionally or grossly negligent.

1	Scenario.....	1
2	Introduction.....	1
3	The Step By Step Solution.....	2
3.1	Change SAP xPD XML File.....	2
3.2	Change SAP xPD Notification Settings.....	5
4	Appendix.....	7
4.1	SAP xPD E-mail Notification Scenarios	7
4.1.1	Ideas (sap.com/xapps.xpd/Idea).....	7
4.1.2	Concept Team Members (sap.com/xapps.xpd/Concept)	8
4.1.3	Concept Deliverables (sap.com/caf.core/Workitem)	8
4.1.4	Concept Decisions (sap.com/xapps.xpd/Decision).....	9

1 Scenario

You want to customize the content of SAP xApps Product Definition (SAP xPD) notification messages.

2 Introduction

SAP xPD enables you to send e-mail notification messages for many scenarios (see appendix). You can do this using standard functionality in SAP Knowledge Management and Collaboration (SAP KMC), which is part of SAP Enterprise Portal (SAP EP).

The contents of e-mail notification messages are stored in XML files. The format is determined by corresponding XSL files.

This document describes how to customize the XML files. It does not describe how to customize XSL files. The idea owner assignment scenario is used as an example.



This document assumes you have completed all installation and configuration steps for SAP xPD.



SAP strongly recommends making a backup of all files before making changes.



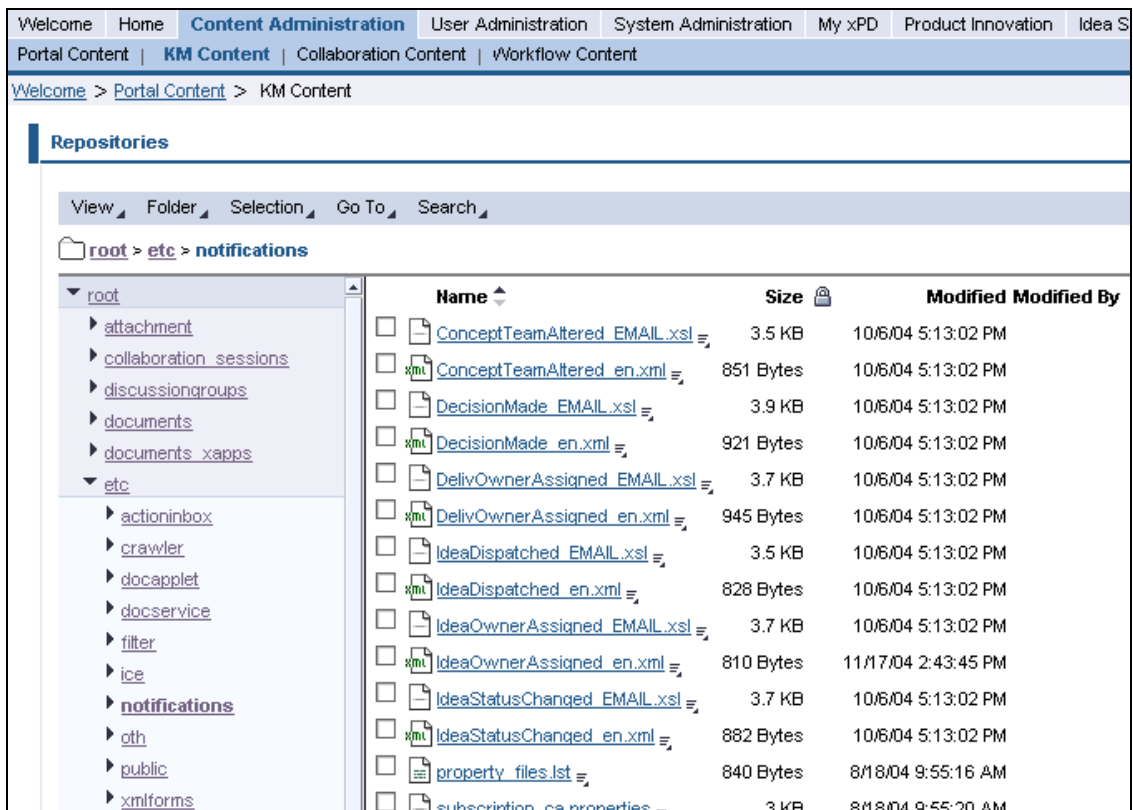
The information in this document has been validated against SAP xPD 1.0 SP5.

3 The Step By Step Solution

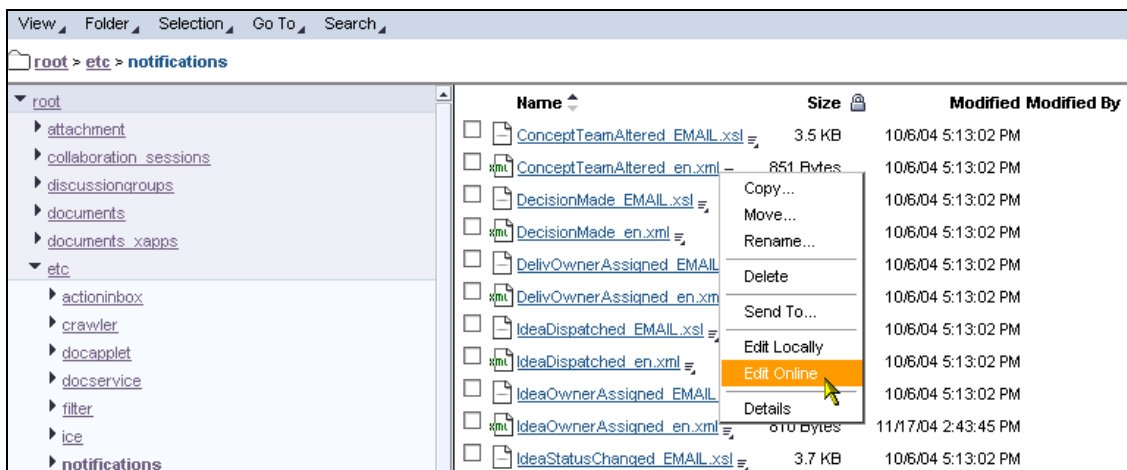
The required steps must be performed via the SAP EP system.

3.1 Change SAP xPD XML File

Log on to SAP EP with a user that has the Content Administration or Super Administration or Content Manager portal role and choose *Content Administration* → *KM Content* → *Repositories* → *root* → *etc* → *notifications*.



From the context menu of *IdeaOwnerAssigned_en.xml* select *Edit Online*.



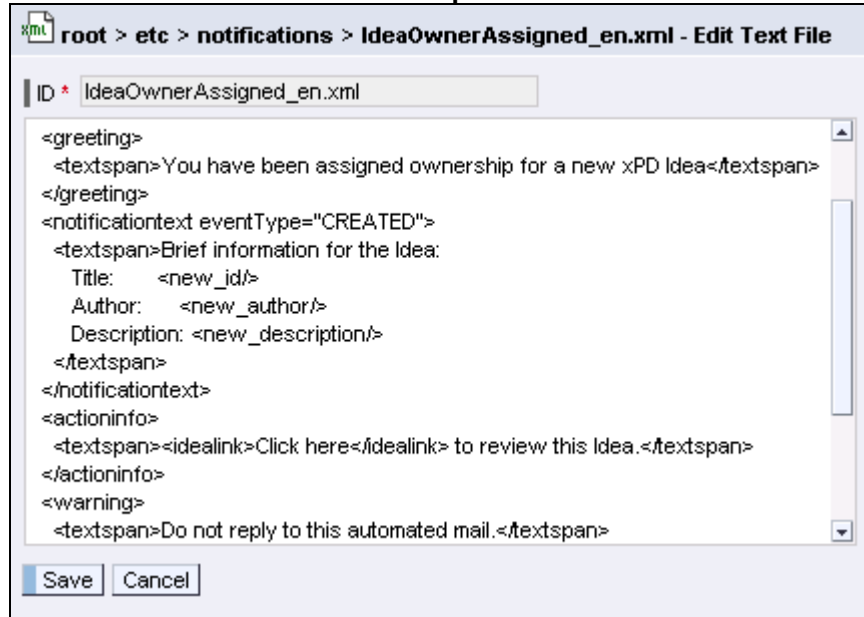
Change only the texts within the <textspan> and </textspan> tags for the following tags:

- <greeting>: The introduction of the notification.
- <notificationtext>: The body of the message.
- <actioninfo>: This is the text telling the reader he or she can click on the underlying URL to launch the idea editor. The text between the <idealink> and </idealink> tags is used to place the URL.
- <warning>: An automatically generated warning message that indicates the message should not be replied to.
- <txtwarning>: This is the text warning the reader that the mail client does not support messages in HTML format.

SAP Delivered

```
<notification>
<title>
<textspan>Idea submission notification</textspan>
</title>
<greeting>
<textspan>\ new Idea has been submitted</textspan>
</greeting>
<notificationtext eventType="CREATED">
<textspan>\ new Idea has been submitted with the following attributes:
Title:<new_id/>
Status:<new_status/>
Author:<new_author/>
Owner:<new_owner/>
Description:<new_description/>
</textspan>
</notificationtext>
<actioninfo>
<textspan>This link will <idealink>edit</idealink> the Idea.</textspan>
</actioninfo>
<warning>
<textspan>Do not reply to this automated mail.</textspan>
</warning>
<txtwarning>
<textspan>Ignore the information below. It is only shown because your mail client is not HTML-compatible.</textspan>
</txtwarning>
</notification>
```

Sample



```
<greeting>
<textspan>You have been assigned ownership for a new xPD Idea</textspan>
</greeting>
<notificationtext eventType="CREATED">
<textspan>Brief information for the Idea:
  Title: <new_id/>
  Author: <new_author/>
  Description: <new_description/>
</textspan>
</notificationtext>
<actioninfo>
<textspan><idealink>Click here</idealink> to review this Idea.</textspan>
</actioninfo>
<warning>
<textspan>Do not reply to this automated mail.</textspan>
</warning>
```

When finished, click **Save**.



Possible variable tags can be found in the corresponding XSL file - IdeaOwnerAssigned_EMAIL.xsl:

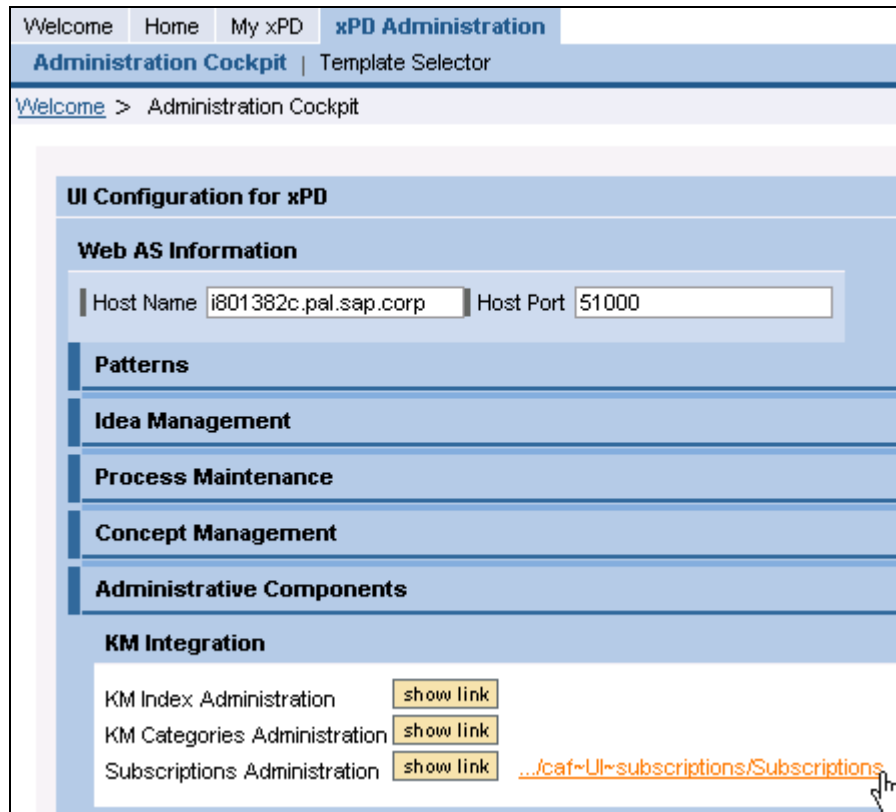
Variable Tag	Description
<new_id/>	Idea Id / Title
<new_description/>	Idea Description
<new_status/>	Idea Status
<new_source/>	Idea Source
<new_protectionlevel/>	Idea Protection Level
<new_author/>	User Name that Created the Idea
<new_owner/>	User Name of the Idea Owner
<old_owner/>	User Name of Previous Idea Owner (This does not make sense to use as there is no previous owner in an new idea)
<idealink/>	URL to the Idea (launching the Idea Editor)



Make sure that you end all tags.

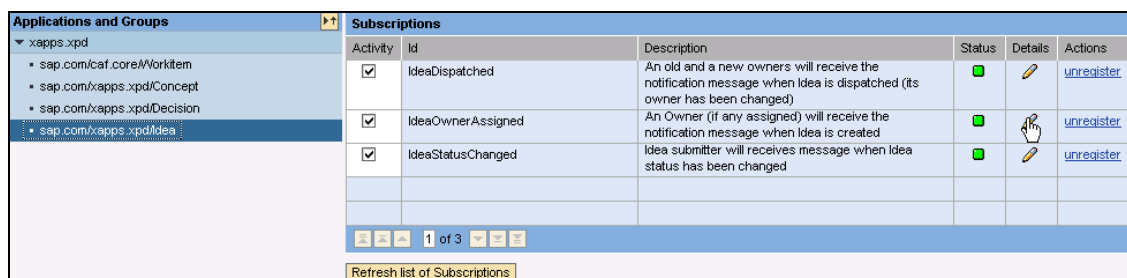
3.2 Change SAP xPD Notification Settings

Log on to SAP EP with a user that has the SAP xPD Administration (com.sap.pct.xpd.Administrator) portal role and CAFAdmin role in the SAP xPD Web AS J2EE and choose *xPD Administration* → *Administration Cockpit* → *Administrative Components* → *KM Integration* → *Subscriptions Administration* → *show link*. Click on the URL link that is generated.



The screenshot shows the SAP xPD Administration Cockpit interface. The breadcrumb navigation is: Welcome > Administration Cockpit. The main content area is titled "UI Configuration for xPD" and contains several sections: "Web AS Information" with fields for Host Name (i801382c.pal.sap.corp) and Host Port (51000); "Patterns"; "Idea Management"; "Process Maintenance"; "Concept Management"; "Administrative Components"; and "KM Integration". Under "KM Integration", there are three "show link" buttons: "KM Index Administration", "KM Categories Administration", and "Subscriptions Administration". The "Subscriptions Administration" button is highlighted with a mouse cursor, and a URL link ".../caf~UI~subscriptions/Subscriptions" is visible next to it.

Choose *Applications and Groups* → *xapps.xpd* → *sap.com/xapps.xpd/Idea*.



The screenshot shows the SAP Subscriptions Administration table. The table has columns for Activity, Id, Description, Status, Details, and Actions. The table contains three rows of data, each with a checked checkbox in the Activity column and an "unregister" link in the Actions column. The "IdeaOwnerAssigned" row is highlighted with a mouse cursor.

Activity	Id	Description	Status	Details	Actions
<input checked="" type="checkbox"/>	IdeaDispatched	An old and a new owners will receive the notification message when Idea is dispatched (its owner has been changed)	<input checked="" type="checkbox"/>		unregister
<input checked="" type="checkbox"/>	IdeaOwnerAssigned	An Owner (if any assigned) will receive the notification message when Idea is created	<input checked="" type="checkbox"/>		unregister
<input checked="" type="checkbox"/>	IdeaStatusChanged	Idea submitter will receives message when Idea status has been changed	<input checked="" type="checkbox"/>		unregister

Since our example is **IdeaOwnerAssigned** click on the *View/edit current subscription*  icon.

Go to the *Template* tab. Change the *Subject* as you wish. When done, click the *Request files* button.

General Subscription

General Recipients **Template**

Subject: * New xPD Idea for your review

Files

Request files

Name

IdeaOwnerAssigned_EMAIL.xml

IdeaOwnerAssigned_en.xml

1 of 2

Ok Cancel

When done, click *Ok*.

4 Appendix

4.1 SAP xPD E-mail Notification Scenarios

4.1.1 Ideas (sap.com/xapps.xpd/Idea)

Id	Scenario Description	Recipients	XML
IdeaDispatched	When the idea owner is changed	Original and new idea owners	IdeaDispatched_en.xml
	Variables (XSL)		
	Tag	Description	
	new_id	Idea Title	
	new_owner	Idea Owner User Name	
	new_source	Idea Source	
	new_protection_level	Idea Protection Level	
	new_author	Idea Creator User Name	
	new_status	Idea Status	
	new_description	Idea Description	
idealink	URL to the Idea / Idea Editor		
IdeaOwnerAssigned	When an idea owner is assigned to an idea when it is created	Idea owner	IdeaOwnerAssigned_en.xml
	Variables (XSL)		
	Tag	Description	
	new_id	Idea Title	
	new_owner	Idea Owner User Name	
	old_owner	Original Owner User Name	
	new_source	Idea Source	
	new_protection_level	Idea Protection Level	
	new_author	Idea Creator User Name	
	new_status	Idea Status	
new_description	Idea Description		
idealink	URL to the Idea / Idea Editor		
IdeaStatusChanged	When the status of an idea is changed	Idea creator	IdeaStatusChanged_en.xml
	Variables (XSL)		
	Tag	Description	
	new_id	Idea Title	
	new_owner	Idea Owner User Name	
	new_source	Idea Source	
	new_protection_level	Idea Protection Level	
	new_author	Idea Creator User Name	
	new_status	New Idea Status	
	old_status	Original Idea Status	
new_description	Idea Description		
idealink	URL to the Idea / Idea Editor		

4.1.2 Concept Team Members (sap.com/xapps.xpd/Concept)

Id	Scenario Description	Recipients	XML
ConceptTeamAltered	When new team members are added to a concept	New concept team members	ConceptTeamAltered_en.xml
Variables (XSL)			
Tag		Description	
new_objectives		Concept Objectives	
old:objectives		† Original Concept Objectives	
new_description		Concept Description	
old:description		† Original Concept Description	
new_title		Concept Title	
old:title		† Original Concept Title	
new_benefits		Concept Benefits	
old:benefits		† Original Concept Benefits	
new_status		Concept Status	
old:status		† Original Concept Status	
new:process		† Concept Phase	
new:template		† Concept Template	
old:template		† Original Concept Template	
conceptlink		URL to the Concept / Concept Editor	
† These variables need to be activated and mapped to tags in the XSL file. Also, a value only exists if there is a change.			

4.1.3 Concept Deliverables (sap.com/caf.core/Workitem)

Id	Scenario Description	Recipients	XML
DelivOwnerAssigned	When a person assigned to a concept deliverable	Original and new concept deliverable owners	DelivOwnerAssigned_en.xml
Variables (XSL)			
Tag		Description	
new_objectives		Concept Objectives	
new_description		Concept Description	
new_benefits		Concept Benefits	
new_title		Concept Title	
new_status		Concept Status	
new:template		† Concept Template	
new_assignedTo		Concept Deliverable Owner User Name	
old_assignedTo		Original Concept Deliverable Owner User Name	
new:process		† Concept Phase	
conceptlink		URL to the Concept / Concept Editor	
† These variables need to be activated and mapped to tags in the XSL file. Also, a value only exists if there is a change.			

4.1.4 Concept Decisions (sap.com/xapps.xpd/Decision)

Id	Scenario Description	Recipients	XML
DecisionMade	When a decision is made on a concept	Concept team members	DecisionMade_en.xml
Variables (XSL)			
Tag		Description	
new_objectives		Concept Objectives	
new_benefits		Concept Benefits	
new_description		Concept Description	
new:template		† Concept Template	
new_title		Concept Title	
new_status		Concept Status	
new_name		Decision Name / Type	
new_decision_maker		Decision Maker User Name	
new_date		Decision Date	
new_comment		Decision Comment	
conceptlink		URL to the Concept / Concept Editor	
† These variables need to be activated and mapped to tags in the XSL file. Also, a value only exists if there is a change.			