

Responsive Replenishment: Security Guide



ADDON.SCMSECGUIDE_IBU

Release 410



Copyright

© Copyright 2004 SAP AG. All rights reserved.

No part of this publication may be reproduced or transmitted in any form or for any purpose without the express permission of SAP AG. The information contained herein may be changed without prior notice.

Some software products marketed by SAP AG and its distributors contain proprietary software components of other software vendors.

Microsoft, Windows, Outlook, and PowerPoint are registered trademarks of Microsoft Corporation.

IBM, DB2, DB2 Universal Database, OS/2, Parallel Sysplex, MVS/ESA, AIX, S/390, AS/400, OS/390, OS/400, iSeries, pSeries, xSeries, zSeries, z/OS, AFP, Intelligent Miner, WebSphere, Netfinity, Tivoli, and Informix are trademarks or registered trademarks of IBM Corporation in the United States and/or other countries.

Oracle is a registered trademark of Oracle Corporation.

UNIX, X/Open, OSF/1, and Motif are registered trademarks of the Open Group.

Citrix, ICA, Program Neighborhood, MetaFrame, WinFrame, VideoFrame, and MultiWin are trademarks or registered trademarks of Citrix Systems, Inc.

HTML, XML, XHTML and W3C are trademarks or registered trademarks of W3C®, World Wide Web Consortium, Massachusetts Institute of Technology.

Java is a registered trademark of Sun Microsystems, Inc.






JavaScript is a registered trademark of Sun Microsystems, Inc., used under license for technology invented and implemented by Netscape.

MaxDB is a trademark of MySQL AB, Sweden.

SAP, R/3, mySAP, mySAP.com, xApps, xApp, SAP NetWeaver, and other SAP products and services mentioned herein as well as their respective logos are trademarks or registered trademarks of SAP AG in Germany and in several other countries all over the world. All other product and service names mentioned are the trademarks of their respective companies. Data contained in this document serves informational purposes only. National product specifications may vary.

These materials are subject to change without notice. These materials are provided by SAP AG and its affiliated companies ("SAP Group") for informational purposes only, without representation or warranty of any kind, and SAP Group shall not be liable for errors or omissions with respect to the materials. The only warranties for SAP Group products and services are those that are set forth in the express warranty statements accompanying such products and services, if any. Nothing herein should be construed as constituting an additional warranty.

Icons in Body Text

Icon	Meaning
	Caution
	Example
	Note
	Recommendation
	Syntax

Additional icons are used in SAP Library documentation to help you identify different types of information at a glance. For more information, see *Help on Help → General Information Classes and Information Classes for Business Information Warehouse* on the first page of any version of *SAP Library*.

Typographic Conventions

Type Style	Description
<i>Example text</i>	Words or characters quoted from the screen. These include field names, screen titles, pushbuttons labels, menu names, menu paths, and menu options. Cross-references to other documentation.
Example text	Emphasized words or phrases in body text, graphic titles, and table titles.
EXAMPLE TEXT	Technical names of system objects. These include report names, program names, transaction codes, table names, and key concepts of a programming language when they are surrounded by body text, for example, SELECT and INCLUDE.
Example text	Output on the screen. This includes file and directory names and their paths, messages, names of variables and parameters, source text, and names of installation, upgrade and database tools.
Example text	Exact user entry. These are words or characters that you enter in the system exactly as they appear in the documentation.
<Example text>	Variable user entry. Angle brackets indicate that you replace these words and characters with appropriate entries to make entries in the system.
EXAMPLE TEXT	Keys on the keyboard, for example, F2 or ENTER.

Responsive Replenishment: Security Guide	5
Introduction	5
Technical System Landscape	8
User Administration and Authentication.....	9
User Management.....	9
User Data Synchronization.....	10
Integration into Single Sign-On Environments	10
Authorizations	10
Network and Communication Security.....	11
Communication Channel Security	11
Network Security	11
Communication Destinations.....	12
Data Storage Security.....	18
Other Security-Relevant Information.....	19
Appendix	19



Responsive Replenishment: Security Guide



Introduction



This guide does not replace the daily operations handbook that we recommend customers create for their specific productive operations.

About this Guide

This scenario security guide provides security-relevant information about the *Responsive Replenishment* business scenario running on SAP SCM 4.1.

The business scenario is based on the following SAP application components:

- SAP SCM 4.1 (SAP ICH 4.1)
- SAP Exchange Infrastructure (XI) 3.0
- SAP XI Content for SCM 4.1
- SAP R/3 Enterprise 47x200



The SAP SCM 4.1 Component Security Guide is an inherent part of this security guide. Many security-relevant details are described only in the corresponding Component Security Guide.

In many cases, the required information has already been provided in other security guides and in configuration and installation guides. In these cases the guide provides a reference to the relevant units.

The following table provides an overview of all relevant security guides for this scenario. (All security guides are available at: <http://service.sap.com/securityguide>.)

Related Security Guides

Solutions and Components

Product	See
Component SAP SCM 4.1	<ul style="list-style-type: none"> • SAP SCM 4.1 Component Security Guide

Operating System and Database Platforms

Product	See
Operating System and Database Platforms	<ul style="list-style-type: none"> • Operating System and Database Platform Security Guides

Application Platform

Product	See

SAP Web Application Server	<ul style="list-style-type: none"> • SAP Web AS Security Guide for ABAP Technology • SAP Web AS Security Guide for J2EE Technology • Internet Transaction Server Security • Security Aspects in Development
SAP Content Server	<ul style="list-style-type: none"> • SAP Content Server Security Guide
SAP Knowledge Warehouse	<ul style="list-style-type: none"> • SAP Knowledge Warehouse Security Guide

People Integration

Product	See
SAP Enterprise Portal	<ul style="list-style-type: none"> • SAP Enterprise Portal Security Guide
SAP Mobile Infrastructure	<ul style="list-style-type: none"> • SAP Mobile Infrastructure Security Guide

Information Integration

Product	See
SAP Business Information Warehouse Security Guide	<ul style="list-style-type: none"> • SAP Business Information Warehouse Security Guide
SAP Knowledge Management	<ul style="list-style-type: none"> • SAP Knowledge Management Security Guide • SAP Content Management Security Guide • SAP TRex Security Guide

Process Integration

Product	See
SAP Exchange Infrastructure	<ul style="list-style-type: none"> • SAP Exchange Infrastructure Security Guide

Solution Life-Cycle Management

Product	See
System Management	<ul style="list-style-type: none"> • Security Aspects with System Management



The security guides can be found in the SAP Help Portal: <http://help.sap.com> → SAP NetWeaver → SAP NetWeaver 04 → English → SAP Library → SAP NetWeaver → Security → SAP NetWeaver Security Guide.

Guide/Documentation	Full Path to Guide
SAP NetWeaver Security Guide	http://help.sap.com → SAP NetWeaver → SAP NetWeaver 04 → English → SAP NetWeaver → Security → SAP NetWeaver Security Guide

SAP NetWeaver Documentation	http://help.sap.com → SAP NetWeaver → SAP NetWeaver 04 → English → SAP NetWeaver
SAP SCM 4.1 Master Guide	http://service.sap.com/instguides → mySAP Business Suite Solutions → mySAP SCM → Using SAP SCM <your version> Server → Master Guide SCM 4.1
SAP SCM Documentation	http://help.sap.com → mySAP Business Suite → SAP Supply Chain Management
SAP SCM Installation Guide	http://service.sap.com/instguides → mySAP Business Suite Solutions → mySAP SCM → Using SAP SCM <your version> Server → Installation Guide – SCM Server <your version>
SAP SCM Component Security Guide	http://service.sap.com/securityguide → SAP SCM 4.1 Component Security Guide
SAP SCM Responsive Replenishment - Configuration Guide	http://service.sap.com/ibc → Industry Solutions → SAP for Consumer Products → Responsive Replenishment → Business Scenario Configuration Guide → Responsive Replenishment: Configuration Guide
SAP WebAS Security Guide	http://service.sap.com/securityguide
SAP NetWeaver '04 Installation Guide – SAP Exchange Infrastructure 3.0	http://service.sap.com/instguides → SAP NetWeaver → Release 04 → Installation
SAP Exchange Infrastructure (XI) 3.0 Configuration Guide	http://service.sap.com/instguides → SAP NetWeaver → Release 04 → Installation

Why Is Security Necessary?

With the increasing use of distributed systems and the Internet for managing business data, the demands on security are also on the rise. When using a distributed system, you need to be sure that your data and processes support your business needs without allowing unauthorized access to critical information. User errors, negligence, or attempted manipulation on your system should not result in loss of information or processing time. These demands on security apply to the *Responsive Replenishment* business scenario. To assist you in securing your SAP SCM 4.1 scenario, we provide this SAP SCM 4.1 Scenario Security Guide.



We strongly recommend consulting the SAP SCM 4.1 Component Security Guide and the SAP NetWeaver Security Guide in addition.

Target Groups

- Technical consultants
- System administrators

This document is not included as part of the Installation Guides, Configuration Guides, Technical Operation Manuals, or Upgrade Guides. Such guides are only relevant for a certain phase of the

software life cycle, whereas the Security Guides provide information that is relevant for all time frames.

Important SAP Notes



Check regularly which SAP Notes are available about the security of the application.

SAP Note Number	Title	Comment
700659	Security Guide: mySAP Supply Chain Management	Problems discovered after publication of security guide and additional information concerning security issues.
138498	Single Sign-On Solutions	Information on Single Sign-On solutions for SAP systems



For more information, see the *SAP SCM Component Security Guide* → *Important SAP Notes*.



Technical System Landscape

The following table lists where you can find more information about the technical system landscape:

Topic	Guide/Tool	Quick Link to the SAP Service Marketplace (service.sap.com)
Technical System Landscape	SCM Master Guide	instguides ibc
Technical System Landscape & Installation	SCM Installation Guide(s)	instguides
Technical Configuration, High Availability	Technical Infrastructure Guide	ti
Security		security



User Administration and Authentication

This section contains information about user administration and authentication in a SAP system landscape.

This involves, for example:

- Management of users
- Synchronization of user data



User Management

User Management Tools

For information, see the *SAP SCM Component Security Guide → User Management → User Management Tools*.

Users

System	User	Delivered?	Type	Default Password	Detailed Description
SAP XI	Communication Users for Connection SAP ICH → SAP XI	No	-	To be entered	For more information, see service.sap.com/instguides → <i>SAP Exchange Infrastructure → Release 3.0 → Post-Installation Activities → General Activities</i>
SAP ICH 4.1	Business Partner Users	No	Dialog user	To be entered	For more information, see the <i>SAP SCM Responsive Replenishment - Configuration Guide → Maintaining Master Data for SAP ICH: Overview → Creating a Business Partner of Type Person</i> .



For more information, see the following documentation.

- User Types
See the *SAP NetWeaver Security Guide → User Administration and Authentication → User Management → User Types*.
- Standard users
See the *SAP NetWeaver Security Guide → SAP Web AS Security Guide for ABAP Technology → User Authentication → Protecting Standard Users*.
- SAP NetWeaver password rules
See the Help Portal (<http://help.sap.com>). Choose *SAP NetWeaver → Release '04 → Security → Identity Management → Users and Roles (BC-*

SEC-USR) → User Maintenance → Logon and Password Security in the SAP System → Password Rules.

User Data Synchronization

For more information, see the *SAP SCM 4.1 Component Security Guide → User Data Synchronization*.

Integration into Single Sign-On Environments

For more information about this topic, see the *SAP SCM 4.1 Component Security Guide → Integration into Single Sign-On Environments*.

If you want to use Single Sign-on for SAP GUI for HTML within the *Responsive Replenishment* business scenario, you require Single Sign-On 2.0.



For information about Single Sign-On solutions at SAP, see the SAP Service Marketplace at: <http://service.sap.com/security> → *Security in Detail* → *Secure System Management* → *Single Sign-On Overview*.

See also SAP Note 138498.

Authorizations

Roles for SAP ICH

With SAP ICH, you get a number of predefined user roles. With these roles you can assign the right authorizations and user menus to SAP ICH users. You can either use these roles as they are defined or you can adapt them to your company-specific needs. In addition, you can also use the authorization objects for these roles to create your own roles.



For more information about predefined user roles within SAP ICH (role names and role descriptions), in the SAP Service Marketplace see <http://service.sap.com/ibc> → *Industry Solutions* → *SAP for Consumer Products* → *Responsive Replenishment* → *Business Scenario Configuration Guide* → *Responsive Replenishment: Configuration Guide* → *Appendix* → *Roles for SAP ICH*.

Specify the Person (Planner) Responsible

In Customizing for *mySAP SCM - Implementation Guide*, choose *Inventory Collaboration Hub* → *Specify the Person (Planner) Responsible*.



For more information about creating an SAP ICH planner, in the SAP Service Marketplace see the *SAP SCM Responsive Replenishment - Configuration Guide* → *Maintaining Master Data for SAP ICH: Overview* → *Creating an ICH Planner*.

Roles for SAP Exchange Infrastructure

With SAP Exchange Infrastructure (SAP XI), you get a number of predefined user roles. There are user roles for SAP XI configuration and user roles for the necessary service users in SAP XI. For more information, see the following documentation:

- For more information about user roles for SAP XI configuration, see the *SAP Exchange Infrastructure (XI) 3.0 Configuration Guide*. Choose *Preparation* → *Before you can start to configure SAP Exchange Infrastructure*.
- For more information about user roles for SAP XI service users, see the *SAP Exchange Infrastructure (XI) 3.0 Configuration Guide*. Choose *Preparation* → *Service Users and Assigned Roles*.

Other Authorizations

For more information about other authorizations in SAP SCM, in the SAP Service Marketplace, see *SAP SCM Component Security Guide* → *Authorizations*.



Network and Communication Security

This section contains information about network and communication security in an SAP system landscape.

This involves, for example:

- Communication channel security
- Network security
- Communication destinations



Communication Channel Security

To achieve a secure system landscape, activate Secure Network Communication (SNC) within all communication channels for the *Responsive Replenishment* business scenario.

For more information, in the SAP Service Marketplace see the *SAP SCM 4.1 Component Security Guide* → *Communication Channel Security*.



Network Security

For more information, in the SAP Service Marketplace see the *SAP SCM 4.1 Component Security Guide* → *Network Security*.



For information about the usage of firewalls within the *Responsive Replenishment* business scenario, in the SAP Service Marketplace see *SAP SCM 4.1 Master Guide* → *Technical System Landscape for Responsive Replenishment* → *Technical Infrastructure of Responsive Replenishment*.

Communication Destinations



Users and authorizations for connection destinations can cause high security flaws in the case of careless use.

Follow these rules for connection users and authorizations:

- Choose User type *system*.
- Assign only the minimum required authorizations to the user.
- Choose a secure and secret password for the user.
- Store only connection user logon data for users of type *system*.
- Choose *trusted system* functionality whenever possible instead of storing connection user logon data.

Connection Destinations

Destination	Delivered?	Type	User, authorizations	Description
SAP ICH → SAP XI <SAPSLDAPI>	No	RFC - TCP/IP	–	For more information, see <i>Responsive Replenishment: Configuration Guide</i> → <i>System Connections</i> → <i>Connection SAP ICH SAP R/3 and SAP XI</i> and <i>SAP NetWeaver Installation Guide - SAP Exchange Infrastructure 3.0</i> → <i>Post-Installation Activities</i> → <i>Creating RFC Destinations in the ABAP Environment and Creating RFC Destinations in the ABAP and SAP J2EE</i>

Destination	Delivered?	Type	User, authorizations	Description
				<p><i>Environment.</i></p> <p>and</p> <p><i>SAP Exchange Infrastructure (XI) 3.0: Configuration Guide</i> → <i>Connecting Business Systems with an Integration Engine to the Central Integration Server</i> → <i>Creating a Connection Between a Business System and the System Landscape Directory (SLD)</i></p>
SAP ICH → XI	No	RFC – HTML	User role: SAP_XI_APPL_SERV_USER	<p>For more information, see <i>Responsive Replenishment: Configuration Guide</i> → <i>System Connections</i> → <i>Connection SAP ICH SAP R/3 and SAP XI</i></p> <p>and</p> <p><i>SAP NetWeaver Installation Guide - SAP Exchange Infrastructure 3.0</i> → <i>Post-Installation Activities</i> → <i>Creating RFC Destinations in the ABAP Environment and Creating RFC Destinations in the ABAP and SAP J2EE Environment</i></p> <p>and</p> <p><i>SAP Exchange Infrastructure (XI) 3.0: Configuration Guide</i> → <i>Connecting Business Systems with an Integration Engine to the Central Integration Server</i></p>
SAP ICH →	No	RFC –		For more information,

Destination	Delivered?	Type	User, authorizations	Description
SAP XI <LCRSAPRFC>		TCP/IP		<p>see <i>Responsive Replenishment: Configuration Guide</i> → <i>System Connections</i> → <i>Connection SAP ICH SAP R/3 and SAP XI</i> and</p> <p><i>SAP NetWeaver Installation Guide - SAP Exchange Infrastructure 3.0</i> → <i>Post-Installation Activities</i> → <i>Creating RFC Destinations in the ABAP Environment and Creating RFC Destinations in the ABAP and SAP J2EE Environment</i> and</p> <p><i>SAP Exchange Infrastructure (XI) 3.0: Configuration Guide</i> → <i>Connecting Business Systems with an Integration Engine to the Central Integration Server.</i></p>
SAP R/3 → SAP XI	No	RFC – R/3	User role: SAP_XI_APPL_SERV_USER	<p>For more information, see <i>Responsive Replenishment: Configuration Guide</i> → <i>System Connections</i> → <i>Connection SAP ICH SAP R/3 and SAP XI</i> and</p> <p><i>SAP Exchange Infrastructure (XI) 3.0 Configuration Guide</i> → <i>Preparation</i> → <i>Service Users and Assigned Roles</i> and</p>

Destination	Delivered?	Type	User, authorizations	Description
				<i>SAP Exchange Infrastructure (XI) 3.0 Configuration Guide</i> → <i>Integration of Business Systems Using the IDoc Adapter</i> → <i>Settings for the IDoc Sending System (R/3)</i>
SAP R/3 → SAP XI <LCRSAPRFC>	No	RFC – TCP/IP	–	For more information, see <i>Responsive Replenishment: Configuration Guide</i> → <i>System Connections</i> → <i>Connection SAP ICH SAP R/3 and SAP XI</i> and <i>SAP NetWeaver Installation Guide - SAP Exchange Infrastructure 3.0</i> → <i>Post-Installation Activities</i> → <i>Creating RFC Destinations in the ABAP Environment and Creating RFC Destinations in the ABAP and SAP J2EE Environment</i> and <i>SAP Exchange Infrastructure (XI) 3.0: Configuration Guide</i> → <i>Connecting Business Systems with an Integration Engine to the Central Integration Server.</i>
SAP R/3 → SAP XI <SAPSLDAPI>	No	RFC – TCP/IP	–	For more information, see <i>Responsive Replenishment: Configuration Guide</i> → <i>System Connections</i> →

Destination	Delivered?	Type	User, authorizations	Description
				<p><i>Connection SAP ICH SAP R/3 and SAP XI and</i></p> <p><i>SAP NetWeaver Installation Guide - SAP Exchange Infrastructure 3.0 → Post-Installation Activities → Creating RFC Destinations in the ABAP Environment and Creating RFC Destinations in the ABAP and SAP J2EE Environment</i></p> <p><i>and</i></p> <p><i>SAP Exchange Infrastructure (XI) 3.0: Configuration Guide → Connecting Business Systems with an Integration Engine to the Central Integration Server → Creating a Connection Between a Business System and the System Landscape Directory (SLD).</i></p>
SAP XI → SAP ICH	No	RFC - HTTP	-	<p>For more information, see <i>Responsive Replenishment: Configuration Guide → System Connections → Connection SAP ICH SAP R/3 and SAP XI and</i></p> <p><i>SAP Exchange Infrastructure (XI) 3.0: Configuration Guide → Configuration of a Central Integration Server → Defining HTTP Destinations for Business Systems.</i></p>

Destination	Delivered?	Type	User, authorizations	Description
SAP XI → SAP R/3	No	RFC-R/3	See references.	For more information, see <i>Responsive Replenishment: Configuration Guide</i> → <i>System Connections</i> → <i>Connection SAP ICH SAP R/3 and SAP XI</i> and <i>SAP Exchange Infrastructure (XI) 3.0 Configuration Guide</i> → <i>Integration of Business Systems Using the IDoc Adapter</i> → <i>Settings of the Integration Server System</i> .
SAP XI → SAP XI <LCRSAPRFC>	No	RFC – TCP/IP	–	For more information see the <i>SAP NetWeaver Installation Guide - SAP Exchange Infrastructure 3.0</i> → <i>Post-Installation Activities</i> → <i>Activities for SAP Exchange Infrastructure</i> → <i>Creating RFC Destinations in the ABAP and SAP J2EE Environment</i> .
SAP XI → SAP XI <SAPSLDAPI>	No	RFC – TCP/IP	–	For more information see the <i>SAP NetWeaver Installation Guide - SAP Exchange Infrastructure 3.0</i> → <i>Post-Installation Activities</i> → <i>Activities for SAP Exchange Infrastructure</i> → <i>Creating RFC Destinations in the ABAP and SAP J2EE</i>

Destination	Delivered?	Type	User, authorizations	Description
				<i>Environment.</i>
SAP ICH - SAP R/3		RFC - R/3	Use the profile generator (transaction PFCG) to define an appropriate profile. See also SAP Note 447543.	<p>This is an RFC connection that you could use for a business scenario without SAP XI.</p> <p>In the Implementation Guide (IMG) for mySAP SCM, choose <i>Inventory Collaboration Hub → Integration of SAP SCM and SAP R/3 → Basic Settings for Creating the System Landscape → Set Up RFC Destination and Assign RFC Destinations to Various Application Cases</i></p> <p>and</p> <p><i>Inventory Collaboration Hub → Integration of SAP SCM and SAP R/3 → Basic Settings for Creating the System Landscape → Settings for qRFC Communication → Configure QRFC Communication.</i></p>



Data Storage Security

For information about this topic, see the *SAP SCM Component Security Guide → Data Storage Security*.



Other Security-Relevant Information

Maintaining Settings for BSP Activation

You maintain settings for the BSP activation in SAP ICH to ensure that the SAP ICH Web front end (a BSP application) is available for users. For more information, in the SAP Service Marketplace, see *SAP SCM Responsive Replenishment - Configuration Guide* → *Appendix* → *Maintaining Settings for BSP Activation and Single Sign-On*.

Maintaining Internet Browser Settings

For different functions, you must make sure that your Internet browser is maintained with the correct configuration. For more information, in the SAP Service Marketplace, see *SAP SCM Responsive Replenishment - Configuration Guide* → *Appendix* → *Maintaining Internet Browser Settings*.



Appendix

Related Security Guides

You can find more information about the security of SAP applications on the SAP Service Marketplace, Quick Link **security**. Security guides are available under the Quick Link **securityguide**.

Related Information

For more information about topics related to security, see the following links:

Quick Links to Related Information

Content	Quick Link on the SAP Service Marketplace (service.sap.com)
Master Guides, Installation Guides, Upgrade Guides, Solution Management Guides	instguides ibc
Related SAP Notes	notes
Released platforms	platforms
Network security	network securityguide
Technical infrastructure	ti
<i>SAP Solution Manager</i>	solutionmanager