

Brand Management – Security Guide



Release 2005

HELP.SECGUIDETEMPLATE



Copyright

© Copyright 2005 SAP AG. All rights reserved.

No part of this publication may be reproduced or transmitted in any form or for any purpose without the express permission of SAP AG. The information contained herein may be changed without prior notice.

Some software products marketed by SAP AG and its distributors contain proprietary software components of other software vendors.

Microsoft, Windows, Outlook, and PowerPoint are registered trademarks of Microsoft Corporation.

IBM, DB2, DB2 Universal Database, OS/2, Parallel Sysplex, MVS/ESA, AIX, S/390, AS/400, OS/390, OS/400, iSeries, pSeries, xSeries, zSeries, z/OS, AFP, Intelligent Miner, WebSphere, Netfinity, Tivoli, and Informix are trademarks or registered trademarks of IBM Corporation in the United States and/or other countries.

Oracle is a registered trademark of Oracle Corporation.

UNIX, X/Open, OSF/1, and Motif are registered trademarks of the Open Group.

Citrix, ICA, Program Neighborhood, MetaFrame, WinFrame, VideoFrame, and MultiWin are trademarks or registered trademarks of Citrix Systems, Inc.

HTML, XML, XHTML and W3C are trademarks or registered trademarks of W3C®, World Wide Web Consortium, Massachusetts Institute of Technology.

Java is a registered trademark of Sun Microsystems, Inc.






JavaScript is a registered trademark of Sun Microsystems, Inc., used under license for technology invented and implemented by Netscape.

MaxDB is a trademark of MySQL AB, Sweden.

SAP, R/3, mySAP, mySAP.com, xApps, xApp, SAP NetWeaver, and other SAP products and services mentioned herein as well as their respective logos are trademarks or registered trademarks of SAP AG in Germany and in several other countries all over the world. All other product and service names mentioned are the trademarks of their respective companies. Data contained in this document serves informational purposes only. National product specifications may vary.

These materials are subject to change without notice. These materials are provided by SAP AG and its affiliated companies ("SAP Group") for informational purposes only, without representation or warranty of any kind, and SAP Group shall not be liable for errors or omissions with respect to the materials. The only warranties for SAP Group products and services are those that are set forth in the express warranty statements accompanying such products and services, if any. Nothing herein should be construed as constituting an additional warranty.

Icons in Body Text

Icon	Meaning
	Caution
	Example
	Note
	Recommendation
	Syntax

Additional icons are used in SAP Library documentation to help you identify different types of information at a glance. For more information, see *Help on Help* → *General Information Classes and Information Classes for Business Information Warehouse* on the first page of any version of *SAP Library*.

Typographic Conventions

Type Style	Description
<i>Example text</i>	Words or characters quoted from the screen. These include field names, screen titles, pushbuttons labels, menu names, menu paths, and menu options. Cross-references to other documentation.
Example text	Emphasized words or phrases in body text, graphic titles, and table titles.
EXAMPLE TEXT	Technical names of system objects. These include report names, program names, transaction codes, table names, and key concepts of a programming language when they are surrounded by body text, for example, SELECT and INCLUDE.
Example text	Output on the screen. This includes file and directory names and their paths, messages, names of variables and parameters, source text, and names of installation, upgrade and database tools.
Example text	Exact user entry. These are words or characters that you enter in the system exactly as they appear in the documentation.
<Example text>	Variable user entry. Angle brackets indicate that you replace these words and characters with appropriate entries to make entries in the system.
EXAMPLE TEXT	Keys on the keyboard, for example, F2 or ENTER.



Introduction



This guide does not replace the daily operations handbook that we recommend customers to create for their specific productive operations.

Target Audience

- Technology consultants
- System administrators

This document is not included as part of the Installation Guides, Configuration Guides, Technical Operation Manuals, or Upgrade Guides. Such guides are only relevant for a certain phase of the software life cycle, whereby the Security Guides provide information that is relevant for all life cycle phases.

Why Is Security Necessary?

With the increasing use of distributed systems and the Internet for managing business data, the demands on security are also on the rise. When using a distributed system, you need to be sure that your data and processes support your business needs without allowing unauthorized access to critical information. User errors, negligence, or attempted manipulation on your system should not result in loss of information or processing time. These demands on security apply likewise to the Brand Management business scenario. To assist you in securing this business scenario, we provide this Security Guide.

About this Document

The Security Guide provides an overview of the security-relevant information that applies to the Brand Management business scenario. This business scenario is based on a relatively simple system landscape. Most security-relevant information is already covered by different component security guides mentioned in this document. Therefore, this Security Guide only gives an overview of the relevant Component Security Guides you ought to consult for this scenario.



Before You Start

Fundamental Security Guides

The Brand Management business scenario is based on the following components:

- SAP CRM 5.0
- SAP ECC 6.0
- SAP cProject Suite 4.00 (optional)
- SAP xRPM 4.0
- SAP xPD 2.0
- SAP NetWeaver 2004s
- SAP SEM 6.0 (optional)

Therefore, the corresponding Security Guides also apply to the scenario. Pay particular attention to the most relevant sections or specific restrictions as indicated in the table below.

Fundamental Security Guides

Scenario, Application or Component Security Guide	Most-Relevant Sections or Specific Restrictions
SAP Customer Relationship Management Security Guide	Most relevant sections: General sections about technical system landscape, user administration and authentication, authorizations, network and communication security
SAP ERP Central Component Security Guide	Most relevant sections: General sections about technical system landscape, user administration and authentication, authorizations, network and communication security
SAP cProject Suite Security Guide	Most relevant sections: General sections about technical system landscape, user administration and authentication, authorizations, network and communication security
SAP xPD Installation and Configuration Guide	Most relevant section: Security
SAP xRPM Core Installation and Configuration Guide	Most relevant section: Security
SAP NetWeaver Security Guide	Most relevant sections: General sections about technical system landscape, user administration and authentication, authorizations, network and communication security

For a complete list of the available SAP Security Guides, see the Quick Link [securityguide](#) on the SAP Service Marketplace.

For the SAP xPD and SAP xRPM guides, see the Quick Link [instguides](#) on the SAP Service Marketplace.

Additional Information

You can find more information about this business scenario in SAP Solution Manager, Implementation Content release ST-ICO 150. For more information about specific topics, see the Quick Links as shown in the table below.

Quick Links to Additional Information

Content	Internet address
SAP Solution Manager	service.sap.com/solutionmanager
Documentation for Brand Management	help.sap.com → <i>Documentation</i> → <i>mySAP Business Suite</i> → <i>mySAP Customer Relationship Management</i>



Technical System Landscape

Use

For more information about the technical system landscape, see the resources listed in the table below.

More Information About the Technical System Landscape

Topic	Guide/Tool	Quick Link to the SAP Service Marketplace
Technical description for the Brand Management scenario and the underlying technological components such as SAP NetWeaver	Master Guide for SAP for Consumer Products	service.sap.com/instguides
Technical configuration High availability	Technical Infrastructure Guide	service.sap.com/ti
Security		service.sap.com/security