

Business Scenarios Running on SAP ICH: Security Guide



Release 2005



Copyright

© Copyright 2004 SAP AG. All rights reserved.

No part of this publication may be reproduced or transmitted in any form or for any purpose without the express permission of SAP AG. The information contained herein may be changed without prior notice.

Some software products marketed by SAP AG and its distributors contain proprietary software components of other software vendors.

Microsoft, Windows, Outlook, and PowerPoint are registered trademarks of Microsoft Corporation.

IBM, DB2, DB2 Universal Database, OS/2, Parallel Sysplex, MVS/ESA, AIX, S/390, AS/400, OS/390, OS/400, iSeries, pSeries, xSeries, zSeries, z/OS, AFP, Intelligent Miner, WebSphere, Netfinity, Tivoli, and Informix are trademarks or registered trademarks of IBM Corporation in the United States and/or other countries.

Oracle is a registered trademark of Oracle Corporation.

UNIX, X/Open, OSF/1, and Motif are registered trademarks of the Open Group.

Citrix, ICA, Program Neighborhood, MetaFrame, WinFrame, VideoFrame, and MultiWin are trademarks or registered trademarks of Citrix Systems, Inc.

HTML, XML, XHTML and W3C are trademarks or registered trademarks of W3C®, World Wide Web Consortium, Massachusetts Institute of Technology.

Java is a registered trademark of Sun Microsystems, Inc.






JavaScript is a registered trademark of Sun Microsystems, Inc., used under license for technology invented and implemented by Netscape.

MaxDB is a trademark of MySQL AB, Sweden.

SAP, R/3, mySAP, mySAP.com, xApps, xApp, SAP NetWeaver, and other SAP products and services mentioned herein as well as their respective logos are trademarks or registered trademarks of SAP AG in Germany and in several other countries all over the world. All other product and service names mentioned are the trademarks of their respective companies. Data contained in this document serves informational purposes only. National product specifications may vary.

These materials are subject to change without notice. These materials are provided by SAP AG and its affiliated companies ("SAP Group") for informational purposes only, without representation or warranty of any kind, and SAP Group shall not be liable for errors or omissions with respect to the materials. The only warranties for SAP Group products and services are those that are set forth in the express warranty statements accompanying such products and services, if any. Nothing herein should be construed as constituting an additional warranty.

Icons in Body Text

Icon	Meaning
	Caution
	Example
	Note
	Recommendation
	Syntax

Additional icons are used in SAP Library documentation to help you identify different types of information at a glance. For more information, see *Help on Help* → *General Information Classes and Information Classes for Business Information Warehouse* on the first page of any version of *SAP Library*.

Typographic Conventions

Type Style	Description
<i>Example text</i>	Words or characters quoted from the screen. These include field names, screen titles, pushbuttons labels, menu names, menu paths, and menu options. Cross-references to other documentation.
Example text	Emphasized words or phrases in body text, graphic titles, and table titles.
EXAMPLE TEXT	Technical names of system objects. These include report names, program names, transaction codes, table names, and key concepts of a programming language when they are surrounded by body text, for example, SELECT and INCLUDE.
Example text	Output on the screen. This includes file and directory names and their paths, messages, names of variables and parameters, source text, and names of installation, upgrade and database tools.
Example text	Exact user entry. These are words or characters that you enter in the system exactly as they appear in the documentation.
<Example text>	Variable user entry. Angle brackets indicate that you replace these words and characters with appropriate entries to make entries in the system.
EXAMPLE TEXT	Keys on the keyboard, for example, F2 or ENTER.

Business Scenarios Running on SAP ICH: Security Guide	5
Introduction	5
Technical System Landscape	8
User Administration and Authentication.....	8
User Management.....	8
User Data Synchronization.....	10
Integration into Single Sign-On Environments	10
Authorizations	10
Network and Communication Security.....	11
Communication Channel Security.....	11
Network Security	12
Communication Destinations.....	12
Data Storage Security	13
Other Security-Relevant Information.....	13
Appendix	13



Business Scenarios Running on SAP ICH: Security Guide



Introduction



This guide does not replace the daily operations handbook that we recommend customers to create for their specific productive operations.

About this Guide

This scenario security guide provides security-relevant information about the following business scenarios running on SAP Inventory Collaboration Hub (SAP ICH):

- *Automotive* business scenarios:
 - Supplier Managed Inventory (SMI)
 - Release Processing (RP)
 - Web-based Supplier Kanban (Pull)
 - Web-based Supplier Kanban with MRP (Pull)
 - Web-based Supplier Kanban with cFolders (Pull)
- *High Tech* business scenarios:
 - Supply Network Inventory
 - Contract Manufacturing Procurement

The business scenarios run on the following SAP application components:

- SAP SCM 5.0
- SAP NetWeaver 2004s usage type Process Integration (PI)
- SAP R/3 4.6C or higher (*Automotive* scenarios)
- SAP DIMP 4.71 or higher (*Web-based Supplier Kanban with MRP (Pull)* only)
- SAP cProject Suite 4.0 (*Web-based Supplier Kanban with cFolders (Pull)* only)
- SAP ECC 5.0 or higher (*High Tech* scenarios)



For more information about the required components and releases for the business scenarios, see the Master Guides for *SAP for Automotive* and *SAP for High Tech* on the SAP Service Marketplace under service.sap.com/instguides.

The following scenario security guide only details all deviations from, restrictions of, or extensions to the security guides for the underlying components. In many cases the required security information for these business scenarios has already been provided by other security guides, configuration or installation guides. In these cases this scenario security guide only provides references to the respective guides.

Related Security Guides

Application	Guide	Most relevant sections or specific restrictions
SAP SCM	SAP SCM Component Security Guide	
SAP NetWeaver usage type Process Integration (PI/XI)	SAP NetWeaver Security Guide	In the SAP NetWeaver Security Guide, choose <i>Security Guides for the SAP NetWeaver Products</i> → <i>SAP Security Guide XI</i> .
SAP R/3 4.6C, SAP R/3 Enterprise 4.7 Extension Set 100 and 200	SAP WebAS Security Guide SAP NetWeaver Security Guide	
SAP ECC 5.0 or higher	mySAP ERP Security Guide	
SAP cProject Suite	SAP cProject Suite Security Guide	
Operating Systems and Database Platforms	SAP NetWeaver Security Guide	In the SAP NetWeaver Security Guide, choose <i>Operating System and Database Platform Security Guides</i> .

You can find all security guides and other security-relevant documentation for these business scenarios as follows:

Guide/Documentation	Full path to the guide
SAP NetWeaver Security Guide	service.sap.com/securityguide
SAP NetWeaver documentation	help.sap.com → <i>SAP NetWeaver</i>
SAP SCM 5.0 Master Guide	service.sap.com/instguides → <i>mySAP Business Suite Solutions</i> → <i>mySAP SCM</i> → <i>Using SAP SCM 5.0 Server</i>
SAP SCM documentation	help.sap.com → <i>Documentation</i> → <i>mySAP Business Suite</i> → <i>SAP Supply Chain Management</i>
SAP SCM 5.0 Installation Guide	service.sap.com/instguides → <i>mySAP Business Suite Solutions</i> → <i>mySAP SCM</i> → <i>Using SAP SCM 5.0 Server</i>
SAP SCM Component Security Guide	service.sap.com/securityguide
Supplier Managed Inventory: Configuration Documentation	The configuration documentation is part of SAP Solution Manager, implementation content release ST-ICO 150 SP01 or higher.
Release Processing: Configuration Documentation	The configuration documentation is part of SAP Solution Manager, implementation content release ST-ICO 150 SP01 or higher.
Web-based Supplier Kanban (all scenario variants): Configuration Documentation	The configuration documentation is part of SAP Solution Manager, implementation content release ST-ICO 150 SP01 or higher.

Supply Network Inventory: Configuration Documentation	The configuration documentation is part of SAP Solution Manager, implementation content release ST-ICO 150 SP01 or higher.
Contract Manufacturing Procurement: Configuration Documentation	The configuration documentation is part of SAP Solution Manager, implementation content release ST-ICO 150 SP01 or higher.
SAP WebAS Security Guide	service.sap.com/securityguide
SAP NetWeaver Installation Guide - SAP Exchange Infrastructure	service.sap.com/instguides → SAP NetWeaver → Release 04s
SAP NetWeaver 2004s usage type Process Integration (PI): Configuration	The configuration documentation is part of SAP Solution Manager, implementation content release ST-ICO 150 SP01 or higher.

Why is Security Necessary?

With the increasing use of distributed systems and the Internet for managing business data, the demands on security are also on the rise. When using a distributed system, you need to be sure that your data and processes support your business needs without allowing unauthorized access to critical information. User errors, negligence, or attempted manipulation on your system should not result in loss of information or processing time. These demands on security also apply to the business scenarios running on SAP ICH. To assist you in securing your business scenario, we provide this Scenario Security Guide.



We strongly recommend consulting the SAP SCM Component Security Guide and the SAP NetWeaver Security Guide in addition.

Target Groups

The scenario security guide has the following target groups:

- Technical consultants
- System administrators

This document is not included as part of the Installation Guides, Configuration Guides, Technical Operation Manuals, or Upgrade Guides. Such guides are only relevant for a certain phase of the software life cycle, whereas the Security Guides provide information that is relevant for all time frames.

Important SAP Notes



Check regularly which SAP Notes are available about the security of the application.

Important SAP Notes

SAP Note Number	Title	Comment
700659	Security Guide: mySAP Supply Chain Management	The note covers all problems discovered after the publication of the security guide and additional information about security issues.



Technical System Landscape

The following table lists where you can find more information about the technical system landscape:

Topic	Guide/Tool	Quick Link to the SAP Service Marketplace (service.sap.com)
Technical System Landscape	Industry Master Guides	instguides
Technical System Landscape & Installation	SAP SCM Installation Guide(s) mySAP ERP Installation Guide(s)	instguides
Security		security



User Administration and Authentication

This section contains information about user administration and authentication in a SAP system landscape.

This involves, for example:

- Management of users
- Synchronization of user data



User Management

User Management Tools

For more information about user management tools, see *User Management* in the SAP SCM Component Security Guide.

Users

Users

System	Users	Delivered?	Type	Default password	Detailed description
SAP NetWeaver	Communication users for the connection between SAP ICH and SAP NetWeaver	No		To be entered	For more information, see the <i>SAP NetWeaver Installation Guide</i> → <i>Ensuring User Security and Preparing User</i>

					<i>Management for an External ABAP System.</i>
SAP ICH	Business partner users	No	Dialog user	To be entered	See documentation mentioned below. the configuration documentation for the Automotive business scenarios in SAP Solution Manager under <i>Solutions</i> → <i>SAP for Automotive</i> and under <i>mySAP SCM</i> → <i>Configuration Structures</i> → <i>SCM 5.0: Basic Settings for Supplier Managed Inv. & Release Pr.</i> Choose the following topics: <i>Creating an SCM User (for the Customer)</i> <i>Creating Business Partner of Type Person (for the Customer)</i> <i>Creating an SCM User (for the Supplier)</i> <i>Creating Business Partner of Type Person (for the Supplier)</i>

For more information, see the following documentation:

- **Creating business partners for *Supplier Managed Inventory and Release Processing***

See the configuration documentation in SAP Solution Manager under *Solutions/Applications* → *mySAP SCM* → *Configuration Structures* → *SCM 5.0: Basic Settings for Supplier Managed Inv. & Release Pr.* → *Business Customizing in SAP SCM* → *Master Data for the Customer in SAP SCM* and *Master Data for the Supplier in SAP SCM*.

- **Creating business partners for *Web-based Supplier Kanban* (all scenario variants)**

For more information, in SAP Solution Manager, choose *Solutions/Applications* → *SAP for Automotive* → *Scenarios* → *Web-based Supplier Kanban (with MRP/cFolders) (Pull)*. Navigate to the respective business process and see the configuration documentation about business partners there.

- **Creating business partners for *Supply Network Inventory* and *Contract Manufacturing Procurement***

For more information, see the configuration documentation *Solutions/Applications* → *SAP for High Tech* → *Scenarios* → *Supply Network Inventory* or *Contract Manufacturing Procurement*.

- **User Types**

See the *SAP NetWeaver Security Guide* → *User Administration and Authentication* → *User Management*.

- **Standard users**

See the *SAP NetWeaver Security Guide* → *SAP NetWeaver Security Guides According to Usage Types* → *Security Guide for Usage Type AS* → *SAP NetWeaver Application Server ABAP Security Guide* → *User Authentication* → *Protecting Standard Users*.

- **SAP NetWeaver password rules**

See the SAP NetWeaver documentation. Choose *SAP NetWeaver Library* → *SAP NetWeaver by Key Capability* → *Security* → *Identity Management* → *Users and Roles (BC-SEC-USR)* → *User Maintenance* → *Logon and Password Security in the SAP System* → *Password Rules*.



User Data Synchronization

For more information about user data synchronization, see the *SAP SCM Component Security Guide* → *User Data Synchronization*.



Integration into Single Sign-On Environments

For more information, see the *SAP SCM Component Security Guide* → *Integration into Single Sign-On Environments*.



Authorizations

Roles for SAP Inventory Collaboration Hub (SAP ICH)

General Information for all Business Scenarios Running on SAP ICH

With SAP ICH, you get a number of predefined user roles. With these roles, you can assign the right authorizations and user menus to SAP ICH users. You can either use these roles as they are defined or you can adapt them to your company-specific needs. In addition, you can also use the authorization objects for these roles to create your own roles.

For more information, see the following documentation:

- For more information about predefined user roles within SAP ICH (role names and role descriptions), see the SAP SCM documentation under *mySAP Supply Chain*

Management → Inventory Collaboration Hub → Partner and User Management → Roles for SAP Inventory Collaboration Hub (SAP ICH).

- For more information about creating user groups, see [Creating User Groups \[External\]](#).

Users and Authorizations for Supplier Managed Inventory and Release Processing

For more information about users and authorizations for Supplier Managed Inventory and Release Processing, see the configuration documentation in SAP Solution Manager under *Solutions/Applications → mySAP SCM → SCM 5.0: Basic Settings for Supplier Managed Inv. & Release Pr. → Business Customizing in SAP SCM → Users and Authorizations → Generating and Assigning Roles.*

Roles for SAP NetWeaver Usage Type Process Integration (PI)

With SAP NetWeaver, you get a number of predefined user roles. There are user roles for SAP NetWeaver configuration and user roles for the necessary service users for process integration in SAP NetWeaver. For more information about user roles for process integration in SAP NetWeaver, see the configuration documentation in SAP Solution Manager under *Solutions/Applications → Basic Configuration → Configuration Structures → SAP NetWeaver 2004s → Usage Type PI → Communication and Security → User Management and User Roles.*

Other Authorizations

For more information about other authorizations in SAP SCM, see the *SAP SCM Component Security Guide → Authorizations.*

For the business scenario variants of *Web-based Supplier Kanban*, you also need to make sure that users have got the authorizations for using Kanban in the ERP system.



Network and Communication Security

This section contains information about network and communication security in an SAP system landscape.

This involves, for example:

- Communication channel security
- Network security
- Communication destinations



Communication Channel Security

To achieve a secure system landscape, activate Secure Network Communication (SNC) within all communication channels for your business scenarios. For more information about communication channel security, especially for the integration SAP APO and ERP systems, see the *SAP SCM Component Security Guide → Communication Channel Security.*

Network Security

For more information about network security, see the *SAP SCM Component Security Guide* → *Network Security*.

For more information about the technical system landscape and the use of firewalls within the business scenarios running on SAP Inventory Collaboration Hub (SAP ICH), see the Master Guide for *SAP for Automotive* and the Master Guide for *SAP for High Tech*.

Communication Destinations



Users and authorizations for connection destinations can cause high security flaws in the case of careless use.

Follow these rules for connection users and authorizations:

- Choose user type *System*.
- Assign only the minimum required authorizations to the user.
- Choose a secure and secret password for the user.
- Store only connection user logon data for users of type *System*.
- Choose *Trusted System* functionality whenever possible instead of storing connection user logon data.

Connection Destinations

Destination	Delivered?	Type	User, authorizations	Description
SAP ICH → SAP NetWeaver <SAPSLDAP>	No	RFC - TCP/IP	-	For more information, see the configuration documentation in SAP Solution Manager under <i>Solutions/Applications</i> → <i>mySAP SCM</i> → <i>Configuration Structures</i> → <i>SAP SCM 5.0</i> → <i>Basic Settings for SAP Inventory Collaboration Hub</i> → <i>System Connections</i> and <i>Solutions/Applications</i> → <i>Basic Configuration</i> → <i>Configuration Structures</i> → <i>SAP NetWeaver 2004s</i> → <i>Usage Type PI</i> → <i>Template-Based Basic Configuration</i> → <i>Creating RFC</i>

				<p><i>Destinations in the ABAP Environment and Creating RFC Destinations in the ABAP and Java Environments</i></p> <p>and</p> <p><i>Solutions/Applications → Basic Configuration → Configuration Structures → SAP NetWeaver 2004s → Usage Type PI → Configuration of Business Systems with Integration Engine.</i></p>
SAP ICH → SAP NetWeaver	No	RFC - HTML	User role: SAP_XI_APPL_SERV_USER	<p>For more information, see the configuration documentation in SAP Solution Manager under <i>Solutions/Applications → mySAP SCM → Configuration Structures → SAP SCM 5.0 → Basic Settings for SAP Inventory Collaboration Hub → System Connections</i></p> <p>and</p> <p><i>Solutions/Applications → Basic Configuration → Configuration Structures → SAP NetWeaver 2004s → Usage Type PI → Template-Based Basic Configuration → Creating RFC Destinations in the ABAP Environment and Creating RFC Destinations in the ABAP and Java Environments</i></p> <p>and</p> <p><i>Solutions/Applications → Basic Configuration → Configuration Structures → SAP</i></p>

				<i>NetWeaver 2004s → Usage Type PI → Configuration of Business Systems with Integration Engine.</i>
SAP ICH → SAP NetWeaver <LCRSAPRFC>	No	RFC – TCP/IP	-	For more information, see the configuration documentation in SAP Solution Manager under <i>Solutions/Applications → mySAP SCM → Configuration Structures → SAP SCM 5.0 → Basic Settings for SAP Inventory Collaboration Hub → System Connections</i> and <i>Solutions/Applications → Basic Configuration → Configuration Structures → SAP NetWeaver 2004s → Usage Type PI → Template-Based Basic Configuration → Creating RFC Destinations in the ABAP Environment and Creating RFC Destinations in the ABAP and Java Environments</i> and <i>Solutions/Applications → Basic Configuration → Configuration Structures → SAP NetWeaver 2004s → Usage Type PI → Configuration of Business Systems with Integration Engine.</i>
ERP system → SAP NetWeaver	No	RFC – ABAP	User role: SAP_XI_APPL_SERV_USER	For more information, see the configuration documentation in SAP Solution Manager under <i>Solutions/Applications → mySAP SCM →</i>

				<p><i>Configuration Structures → SAP SCM 5.0 → Basic Settings for SAP Inventory Collaboration Hub → System Connections</i></p> <p>and</p> <p>the configuration documentation in SAP Solution Manager under <i>Solutions/Applications → Basic Configuration → Configuration Structures → SAP NetWeaver 2004s → Usage Type PI → Integration of Business Systems → Integration Using the IDoc Adapter → Settings on IDoc Sending System.</i></p>
ERP system → SAP NetWeaver <LCRSAPRFC>	No	RFC – TCP/IP	-	<p>For more information, see the configuration documentation in SAP Solution Manager under <i>Solutions/Applications → mySAP SCM → Configuration Structures → SAP SCM 5.0 → Basic Settings for SAP Inventory Collaboration Hub → System Connections</i></p> <p>and</p> <p><i>Solutions/Applications → Basic Configuration → Configuration Structures → SAP NetWeaver 2004s → Usage Type PI → Template-Based Basic Configuration → Creating RFC Destinations in the ABAP Environment and Creating RFC Destinations in the ABAP and Java Environments</i></p>

				<p>and</p> <p><i>Solutions/Applications</i> → <i>Basic</i> <i>Configuration</i> → <i>Configuration</i> <i>Structures</i> → <i>SAP</i> <i>NetWeaver 2004s</i> → <i>Usage Type PI</i> → <i>Configuration of</i> <i>Business Systems</i> <i>with Integration</i> <i>Engine</i> → <i>Set up</i> <i>Connection to</i> <i>Integration Server.</i></p>
ERP system → SAP NetWeaver <SAPSLDAP>	No	RFC – TCP/IP	-	<p>For more information, see the configuration documentation in SAP Solution Manager under <i>Solutions/Applications</i> → <i>mySAP SCM</i> → <i>Configuration</i> <i>Structures</i> → <i>SAP</i> <i>SCM 5.0</i> → <i>Basic</i> <i>Settings for SAP</i> <i>Inventory</i> <i>Collaboration Hub</i> → <i>System Connections</i></p> <p>and</p> <p><i>Solutions/Applications</i> → <i>Basic</i> <i>Configuration</i> → <i>Configuration</i> <i>Structures</i> → <i>SAP</i> <i>NetWeaver 2004s</i> → <i>Usage Type PI</i> → <i>Template-Based</i> <i>Basic Configuration</i> → <i>Creating RFC</i> <i>Destinations in the</i> <i>ABAP Environment</i> and <i>Creating RFC</i> <i>Destinations in the</i> <i>ABAP and Java</i> <i>Environments</i></p> <p>and</p> <p><i>Solutions/Applications</i> → <i>Basic</i> <i>Configuration</i> → <i>Configuration</i> <i>Structures</i> → <i>SAP</i> <i>NetWeaver 2004s</i> → <i>Usage Type PI</i> → <i>Configuration of</i> <i>Business Systems</i></p>

				<i>with Integration Engine → Creating Connection to SLD.</i>
SAP NetWeaver → SAP ICH	No	RFC - HTTP	-	For more information, see the configuration documentation in SAP Solution Manager under <i>Solutions/Applications → mySAP SCM → Configuration Structures → SAP SCM 5.0 → Basic Settings for SAP Inventory Collaboration Hub → System Connections.</i>
SAP NetWeaver → ERP system	No	RFC-R/3	See references.	For more information, see the configuration documentation in SAP Solution Manager under <i>Solutions/Applications → mySAP SCM → Configuration Structures → SAP SCM 5.0 → Basic Settings for SAP Inventory Collaboration Hub → System Connections</i> and <i>Solutions/Applications → Basic Configuration → Configuration Structures → SAP NetWeaver 2004s → Usage Type PI → Integration of Business Systems → Integration Using the IDoc Adapter → Settings on Integration Server System.</i>
SAP NetWeaver → SAP NetWeaver <LCRSAPRFC>	No	RFC – TCP/IP	-	For more information see the configuration documentation in SAP Solution Manager under <i>Solutions/Applications → Basic Configuration → Configuration Structures → SAP</i>

				<i>NetWeaver 2004s → Usage Type PI → Template-Based Basic Configuration → Creating RFC Destinations in the ABAP and Java Environments.</i>
SAP NetWeaver → SAP NetWeaver <SAPSLDAP>	No	RFC – TCP/IP	-	For more information see the configuration documentation in SAP Solution Manager under <i>Solutions/Applications → Basic Configuration → Configuration Structures → SAP NetWeaver 2004s → Usage Type PI → Template-Based Basic Configuration → Creating RFC Destinations in the ABAP and Java Environments.</i>
SAP ICH – ERP system	No	RFC - ABAP	Use the profile generator (transaction PFCG) to define an appropriate profile. For more information, see also SAP Note 447543.	<p>This is an RFC connection that you could use for a business scenario without SAP NetWeaver.</p> <p>In the Implementation Guide (IMG) for mySAP SCM, choose <i>Inventory Collaboration Hub → Integration of SAP SCM and SAP R/3 → Basic Settings for Creating the System Landscape → Set Up RFC Destination and Assign RFC Destinations to Various Application Cases</i> and</p> <p><i>Inventory Collaboration Hub → Integration of SAP SCM and SAP R/3 → Basic Settings for Creating the System Landscape → Settings for qRFC</i></p>

				Communication → Configure QRFC Communication.
--	--	--	--	---



Data Storage Security

General Data Storage Security for SAP SCM

For more information about data storage security, see the *SAP SCM Component Security Guide → Data Storage Security*.

Deleting Advanced Shipping Notifications and Alerts on the Database

Advanced Shipping Notifications (ASNs) and alerts are stored on the database. To avoid a full database, delete ASNs and alerts on a regular basis. For this purpose, you can use background reports. These background reports can only be used with specific roles and authorizations. For more information about the reports, see the configuration documentation in SAP Solution Manager under:

- *Solutions/Applications → mySAP SCM → SCM 5.0: Basic Settings for Supplier Managed Inv. & Release Pr. → Business Customizing in SAP SCM → Other Activities in SAP SCM → Reports in SAP ICH: Overview*
- *Solutions/Applications → SAP for High Tech → Supply Network Inventory and Contract Manufacturing Procurement*

For more information about roles and authorizations for SAP ICH, see the SAP SCM documentation; in the documentation, choose *mySAP Supply Chain Management → Inventory Collaboration Hub → Partner and User Management → Roles for SAP Inventory Collaboration Hub (SAP ICH)*.



Other Security-Relevant Information

Settings for BSP Activation

You maintain settings for the BSP activation in SAP ICH to ensure that the SAP ICH Web front end (a BSP application) is available for users. For more information about maintaining settings for the BSP activation, see the configuration documentation in SAP Solution Manager under *Solutions/Applications → mySAP SCM → Configuration Structures → SCM 5.0: Basic Settings for Supplier Managed Inv. & Release Pr. → Business Customizing in SAP SCM → ASN Settings and BSP Activation → Maintaining Settings for BSP Activation*.

Interactive Forms (Relevant for Supplier Managed Inventory and Release Processing Only)

You can use Interactive Forms to display or print handling unit labels for *Supplier Managed Inventory* or *Release Processing*. For more information about installation and configuration, see the configuration documentation in SAP Solution Manager under *Solutions/Applications → mySAP SCM → Configuration Structures → SCM 5.0: Basic Settings for Supplier Managed Inv. & Release Pr. → Business Customizing in SAP SCM → General Configuration Settings in SAP SCM → Determining Interactive Forms for Handling Unit Labels*. For more information about security aspects, see the SAP NetWeaver Security Guide under *SAP*

*NetWeaver Security Guides According to Usage Types → Security Guide for Usage Type AS
→ Interactive Forms Based on Adobe Software Security Guide.*

 **Appendix**

Related Security Guides

You can find more information about the security of SAP applications on the SAP Service Marketplace, Quick Link **security**. Security guides are available under the Quick Link **securityguide**.

Related Information

For more information about topics related to security, see the following links:

Quick Links to Related Information

Content	Quick Link on the SAP Service Marketplace (service.sap.com)
Master Guides, Installation Guides, Upgrade Guides, Solution Management Guides	instguides ibc
Related SAP Notes	notes
Released platforms	platforms
Network security	network securityguide
<i>SAP Solution Manager</i>	solutionmanager