

# Financial Statement Version into PDF Reader



## Applies to:

SAP release 4.7EE, ECC 5.0 and ECC 6.0. For more information, visit the [Enterprise Resource Planning homepage](#)

## Summary:

The objective of this article is to explain the process to get the Financial Statement Version into PDF Reader in SAP FI-CO (Financial Accounting and Controlling).

**Author:** Ramanuja Chary Sripada

**Company:** Intelligroup (an NTT Data company)

**Created on:** 11 May, 2011

## Author Bio:



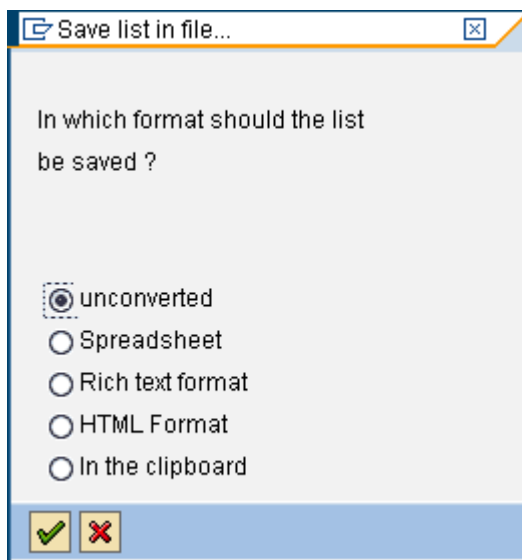
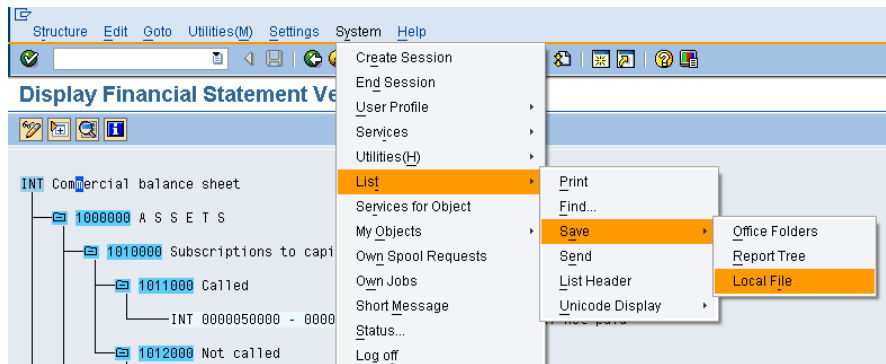
Ramanuja Chary Sripada is MBA (Financial Management) graduate, working as an Associate Consultant with Intelligroup and has been part of FICO competency since 2010.

## Table Contents

Options Available through Save as Local File .....	3
Display the Financial Statement Version through FSE3 .....	4
Generating Spool Request for the Financial Statement Version .....	5
Generating the PDF using the Spool Request .....	8
Related Content .....	10
Disclaimer and Liability Notice .....	11

## Options Available through Save as Local File

In any screen of SAP by using the Menu path System >> List>>Save>>Local File



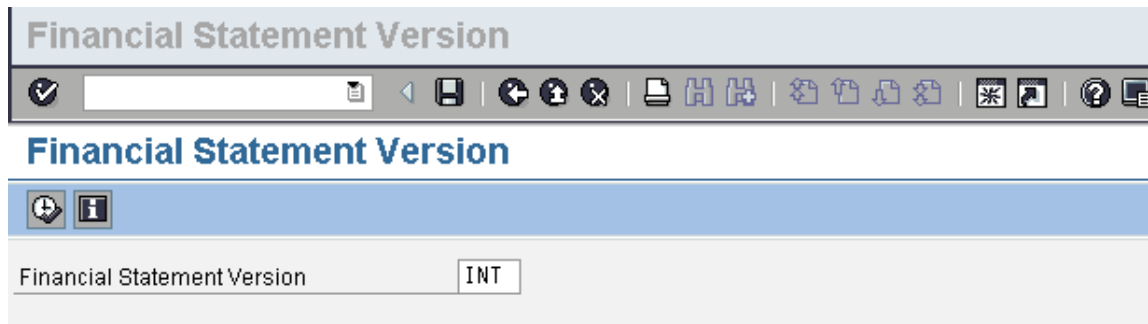
You can only select the above options; you don't have such option like save it to PDF directly.

Below process will explain you how to save it to PDF Reader document.

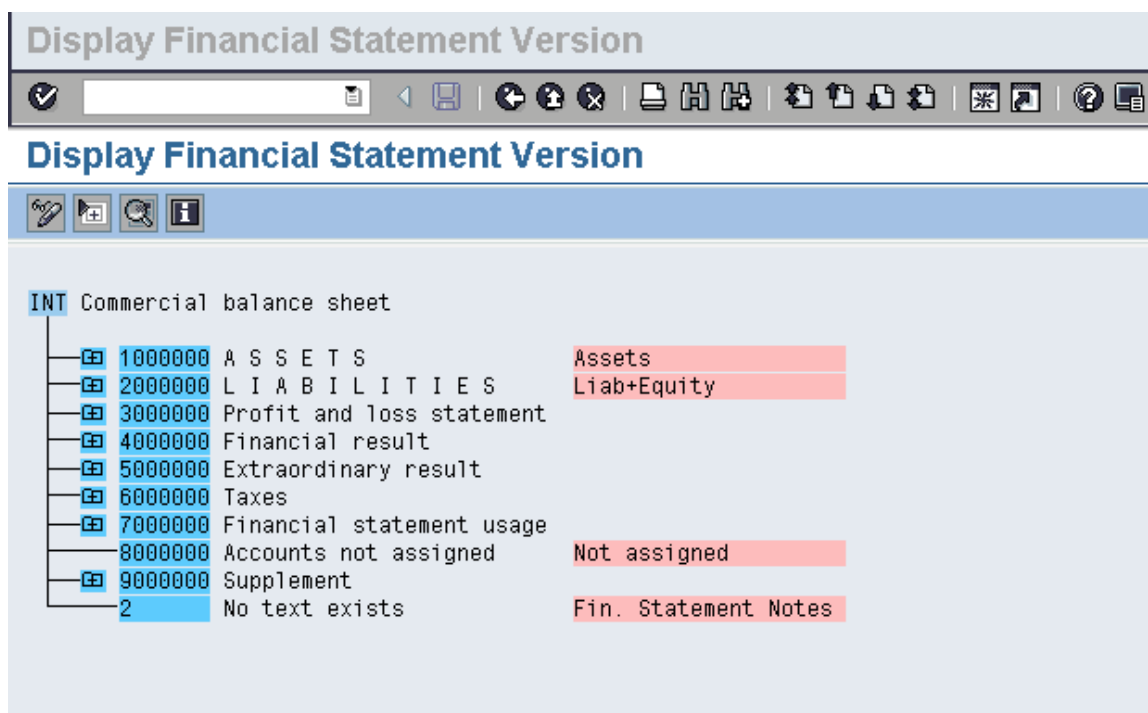
## Display the Financial Statement Version through FSE3

Go to T-code: FSE3 then enter

Enter the Financial Statement Version which you want to generate the PDF



Click on the execute button 



As per the requirement you may proceed with the options below

Option-1: Click on the Expand Subtree button 

Option-2: Other wise expand the node/nodes as you like in the output

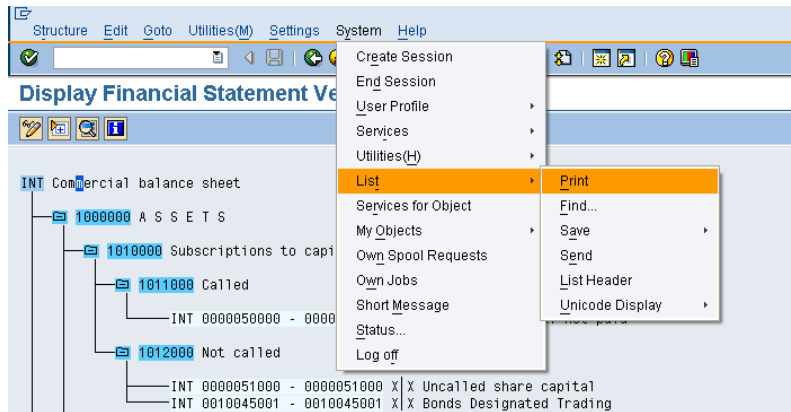
Here Option-1 selected for your reference.

## Generating Spool Request for the Financial Statement Version

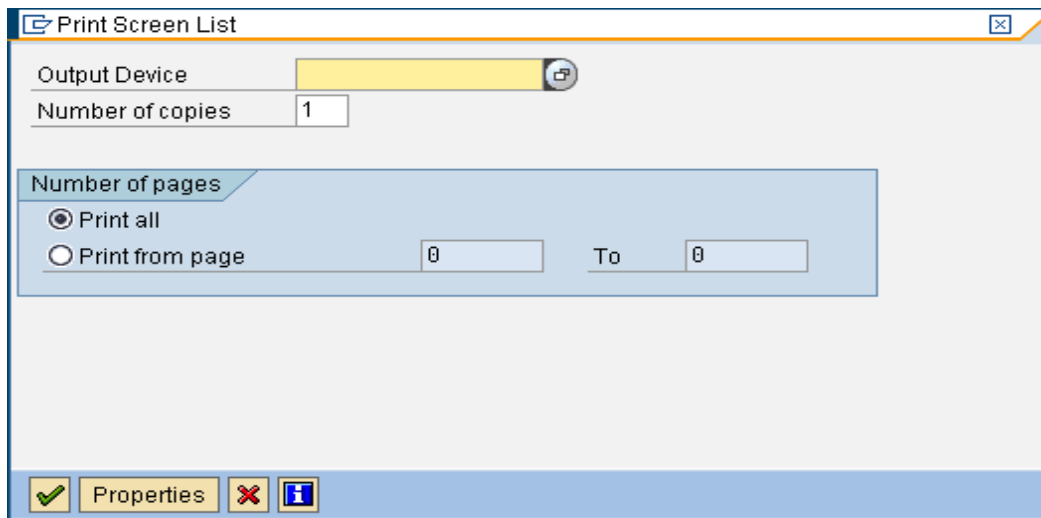
Go to T-code: FSE3

Display Financial Statement Version Screen

Go the menu select the System>>List>>Print

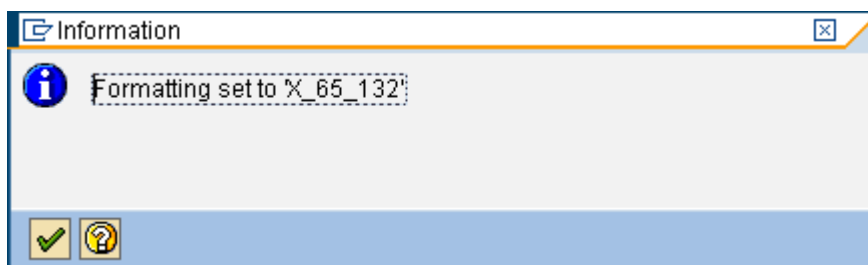


New window will appear as below



Enter the Output Device as LP01/LOCL then click on button 

Note: It will not print immediately while selecting this option.



Click on button 

You will see the message as spool request XXXX created without immediate output

**Display Financial Statement Version**

**Display Financial Statement Version**

INT Commercial balance sheet

- 1000000 A S S E T S Assets
  - 1010000 Subscriptions to capital stock
    - 1011000 Called
      - INT 0000050000 - 0000050000 X|X Called up capital not paid
    - 1012000 Not called
      - INT 0000051000 - 0000051000 X|X Uncalled share capital
      - INT 0010045001 - 0010045001 X|X Bonds Designated Trading
  - 1020000 Formation expenses
    - 1021000 Acquisition value
      - INT 0000055000 - 0000055000 X|X Capitalized formation expenses
      - INT 0000056000 - 0000056000 X|X Capitalized business expansion costs
    - 1022000 Accumulated depreciation
      - INT 0000055010 - 0000055010 X|X Depreciation - capitalized formation expenses
      - INT 0000056010 - 0000056010 X|X Depreciation - business expansion costs
  - 1030000 Fixed assets
    - 1031000 Intangible assets
      - 1031010 Concessions, proprietary right
        - 1031011 Acquisition value
          - INT 0000034000 - 0000034000 X|X Computer software

Spool request (number 0000095922) created without immediate output

Check the spool request in SP01

Go to T-code: SP01

Enter the spool request

**Output controller: Spool request selection screen**

Further selection criteria...

Spool requests | Output requests

Spool Request Number: 95922

Created By: RAMANUJA

Date created: 10.05.2011 to 10.05.2011

Client: 800

Then click on execute button

**Output Controller: List of Spool Requests**

Spool no.	Type	Date	Time	Status	Pages	Title
<input type="checkbox"/> 95922		10.05.2011	09:26	-	29	LIST1S LP01 RFGSBSTR_RAM

1 Spool request displayed


-----

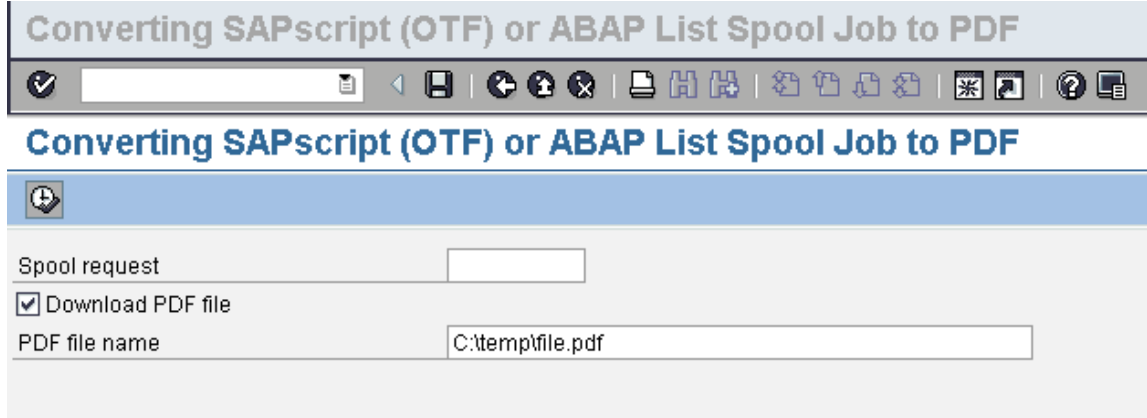
1 Spool request w/o output request

## Generating the PDF using the Spool Request

Go to T-code: SE38 and

Enter program "RSTXPDF4"

Then click on the execute button 



Converting SAPscript (OTF) or ABAP List Spool Job to PDF

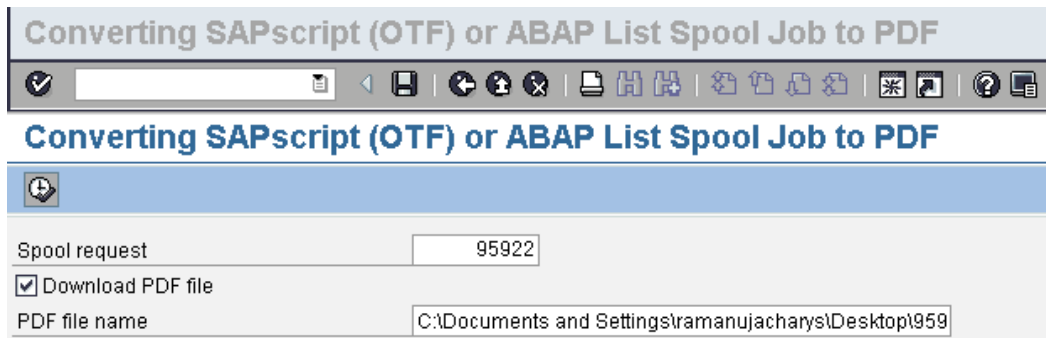
Spool request

Download PDF file

PDF file name C:\temp\file.pdf

Enter the spool request number and enter the PDF file name where you want to save the file.

Ex: C:\Documents and Settings\ramanujacharys\Desktop\95922.pdf



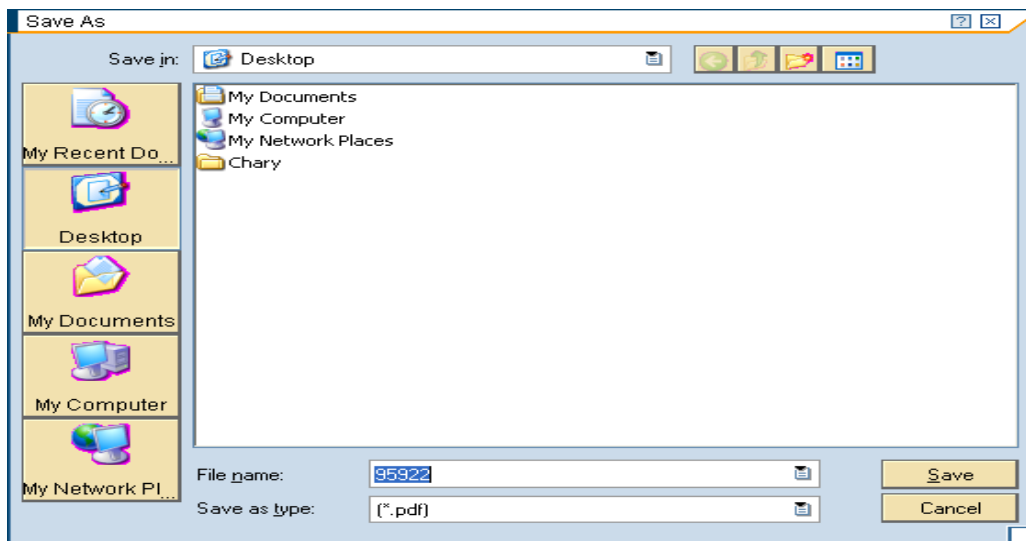
Converting SAPscript (OTF) or ABAP List Spool Job to PDF

Spool request 95922

Download PDF file

PDF file name C:\Documents and Settings\ramanujacharys\Desktop\959

Then click on execute button 



Save As

Save in: Desktop

File name: 95922

Save as type: (\*.pdf)

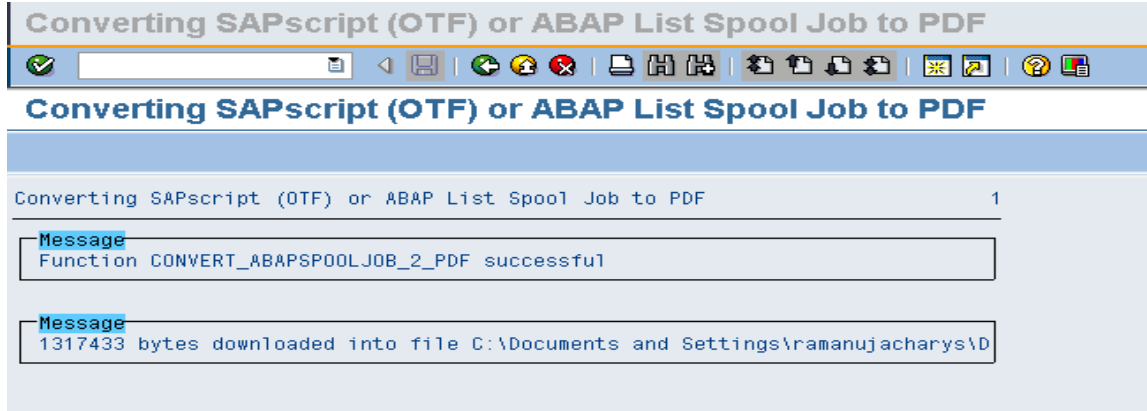
Save

Cancel

Click on Save



**Converting SAPscript (OTF) or ABAP List Spool Job to PDF**



Converting SAPscript (OTF) or ABAP List Spool Job to PDF 1

**Message**  
Function CONVERT\_ABAPSP00LJOB\_2\_PDF successful

**Message**  
1317433 bytes downloaded into file C:\Documents and Settings\ramanujacharys\D

Here is your file in the Desktop



## Related Content

[Exporting the Contents of a Spool Request as a PDF File](#)

[How to convert Sapscrip spools request to PDF?](#)

[Auto convert SAP spool output to PDF file](#)

For more information, visit the [Enterprise Resource Planning homepage](#)

## Disclaimer and Liability Notice

This document may discuss sample coding or other information that does not include SAP official interfaces and therefore is not supported by SAP. Changes made based on this information are not supported and can be overwritten during an upgrade.

SAP will not be held liable for any damages caused by using or misusing the information, code or methods suggested in this document, and anyone using these methods does so at his/her own risk.

SAP offers no guarantees and assumes no responsibility or liability of any type with respect to the content of this technical article or code sample, including any liability resulting from incompatibility between the content within this document and the materials and services offered by SAP. You agree that you will not hold, or seek to hold, SAP responsible or liable with respect to the content of this document.