

# SAP Fiori – Configuration overview



# Agenda

---

- Before starting configuration
- Configuration on ERP and SRM server
- Configuration on Gateway server
- Service registration
- App specific settings
- User Management
- Launch Page settings

# Before starting configuration

---

- 1. Make sure that you have applied required SAP Notes.**

**Double check the Administrator Guide and Notes search in the SAP Service Marketplace.**

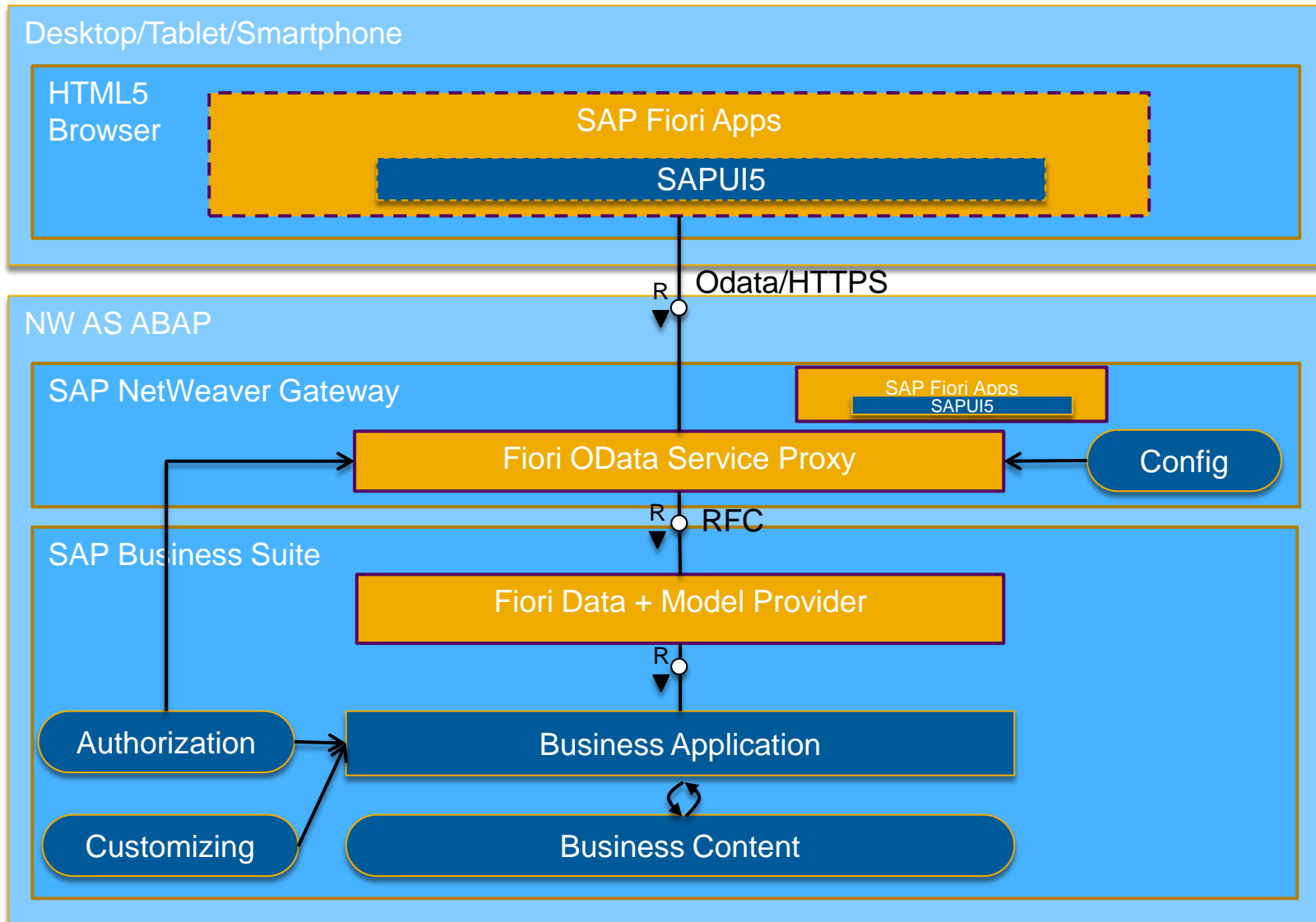
- 2. Make sure the ERP functions are up and running.**

**Ask customer to create sample data and provide following information.**

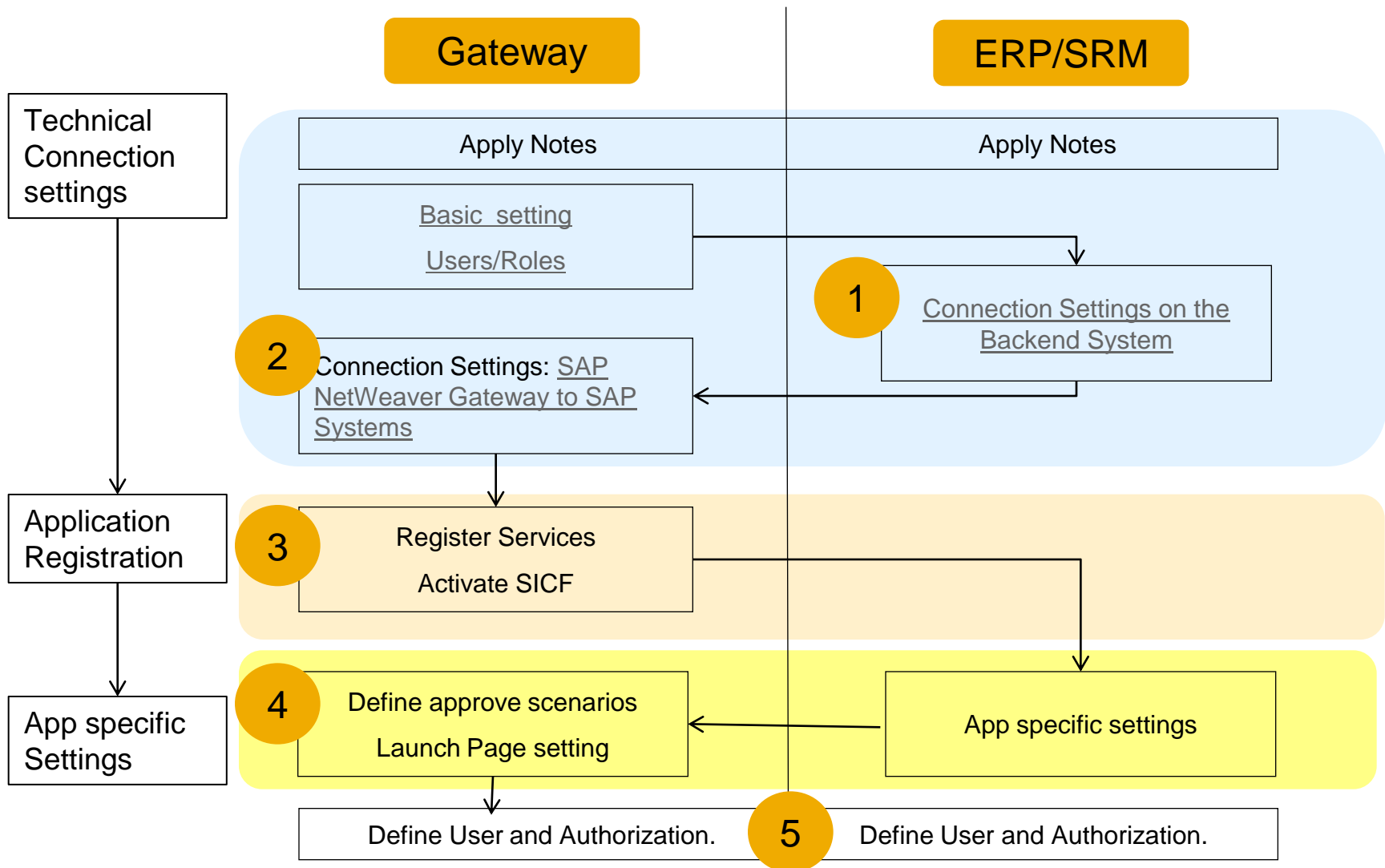
- User ID
- Transaction Code
- Object ID = Document No
- Screenshot of the data

# Architecture Overview

Fiori components



# Configuration Building Blocks - Overview

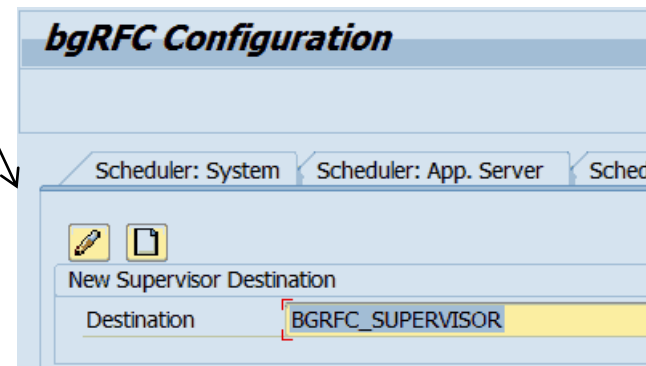
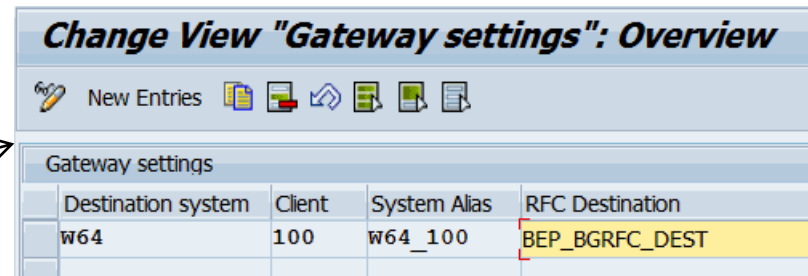
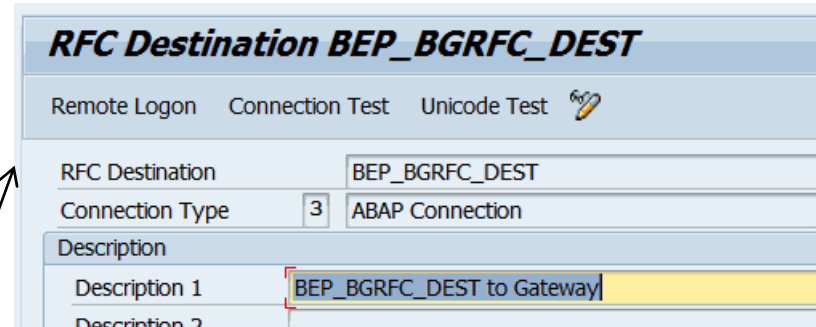
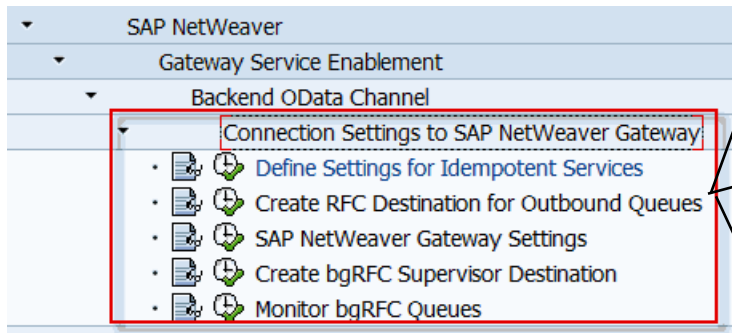


# Connection Settings on the Backend System [ERP]

1

Reference IMG

NetWeaver Gateway Service Enablement -> Backend OData Channel -> Connection Settings to SAP NetWeaver

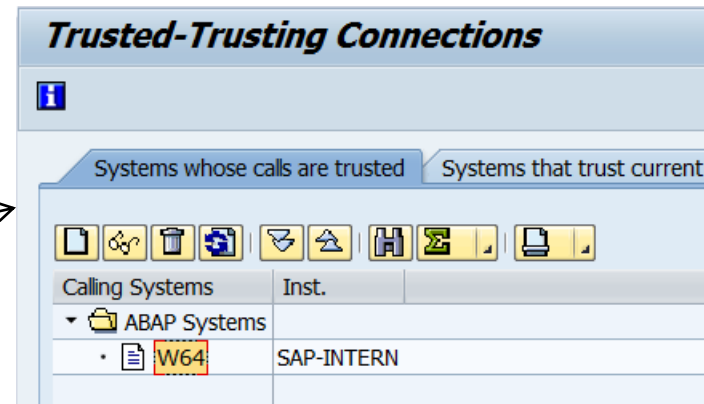
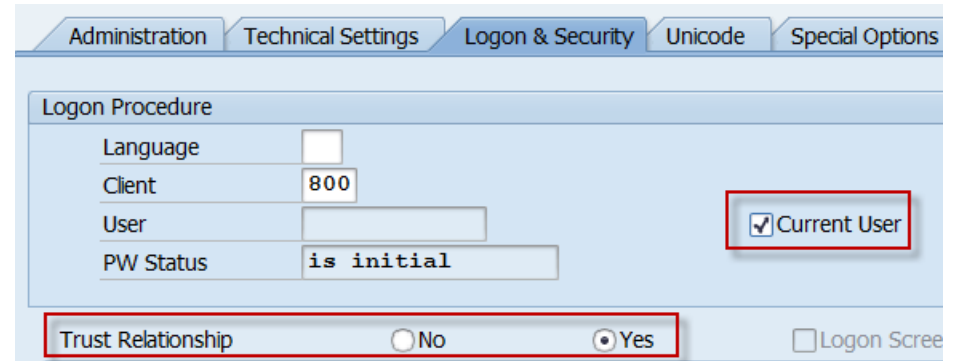
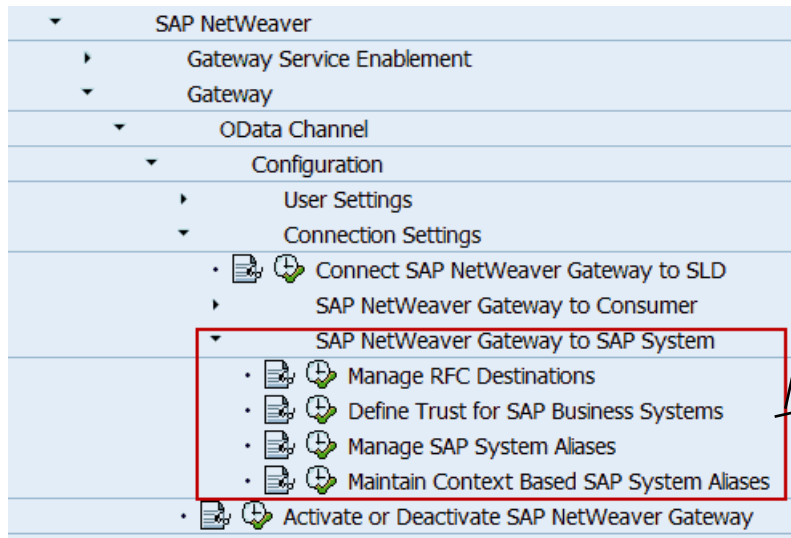


# Connection Settings: SAP NetWeaver Gateway to SAP Systems 1/2 [GW]

2

Reference IMG

NetWeaver Gateway Service Enablement -> Backend OData Channel -> Connection Settings to SAP NetWeaver



# Connection Settings: SAP NetWeaver Gateway to SAP Systems 2/2 [GW]

2







## Important !

You should define 2 system aliases.

U5C\_800 is for backend

U5C\_800\_PGW is for backend workflow with **Local App** + **/IWPGW/BWF**

**Change View "Manage SAP System Aliases": Overview**

New Entries      

SAP System Alias	Description	Local GW	For Local App	RFC Destination	Software Version
U5C_800	E2E Int. Backend System	<input type="checkbox"/>	<input type="checkbox"/>	U5CCLNT800	DEFAULT
U5C_800_PGW	E2E Int. Backend System PGW	<input type="checkbox"/>	<input checked="" type="checkbox"/>	U5CCLNT800	/IWPGW/BWF

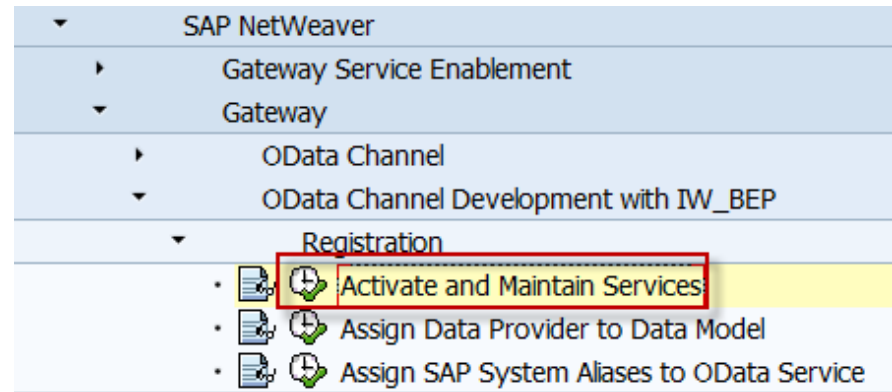


# Register services /IWFND/maint\_service [GW]

3

## Reference IMG

SAP NetWeaver -> Gateway ->  
oData Channel Development  
with IW\_BEP -> Registration



### Add Service

Get Services

Filter

System Alias:

Technical Service Name:

External Service Name:

Version:

External ID:

Icons:

### Add Service

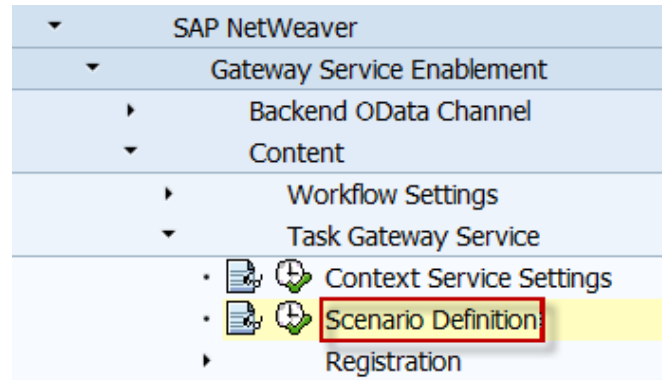
Type	Technical Service Name	Vers...	Service Description	Ext. Service Name	Namespace	Ex
BEP	/IWPGW/TASKPROCESSING	1	Task Gateway Service	TASKPROCESSING	/IWPGW/	

# Define approve scenarios

4

Reference IMG

SAP NetWeaver -> Gateway  
Service Enablement -> Content  
-> Task Gateway Service



## Change View "Scenario Definition": Overview

New Entries

Scenario Definition						
Scenario Identifier	Scenario Display Name	Scce...	Technical Service Name	V...	EntitySet	Extern
CARTAPPROVAL	Shopping Carts	20	/GBSRM/CARTAPPROVAL	2	WorkflowTask	
LEAVEREQUESTAPPROVAL	Leave Requests	10	/GBHCM/LEAVEAPPROVAL	1	LeaveRequest	
PO_APPROVAL	Purchase Order	40	GBAPP_APV_PO_SERVICE	1	WorkflowTask	
PR_APPROVAL	Purchase Requisition	30	GBAPP_PRAPPROVAL	1	WorkflowTask	
Z01_ABSENCE	Z01 Absence Form	90	/IWPGW/TASKPROCESSING	1	Task	

# Launch Page settings

4

## 1. Call Launch Page Admin.

`/sap/bc/ui5_ui5/ui2/launchpage/admin/admin.html`

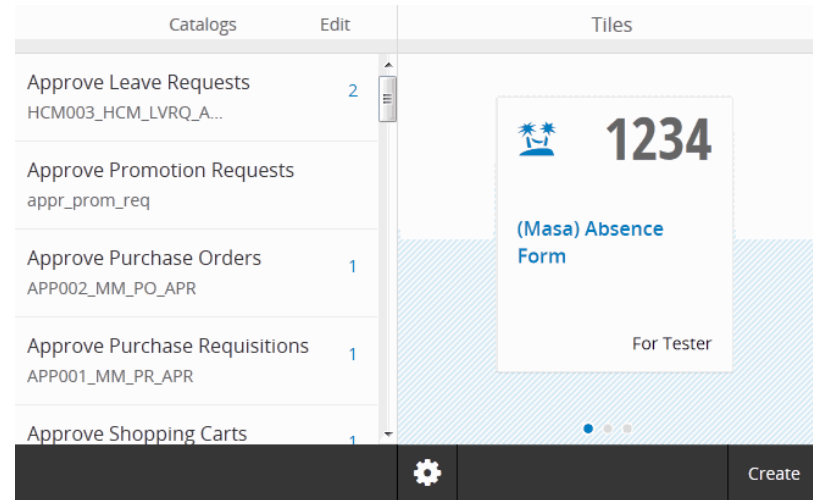
## 2. Add a tile and maintain details

- Service URL

`/sap/opu/odata/iwpgw/taskprocessing;mo/ScenarioCollection/?$filter=key eq 'Z01_ABSENCE'`

- Target URL

`/sap/bc/ui5_ui5/sap/ui5_ca_all_apv/index.html?backToHome=true&scenariold =Z01_ABSENCE`

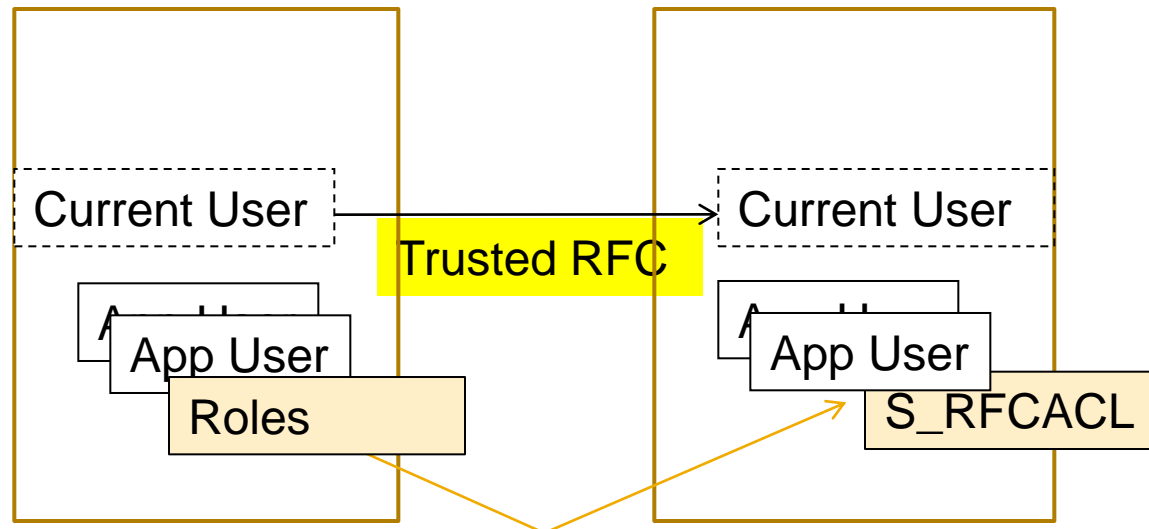


Please see <http://help.sap.com/nw-uiaddon> -> Application Help -> User Interface Add-On 1.0 SPS04 for SAP NetWeaver.

- Application users should be created on Gateway server
- S\_RFCACL authorization should be assigned to users in Business Suite
- UI Roles should be assigned to users in Gateway (Launch page tile control)

Gateway Server

Business Suite



Same User ID  
In both systems

## Info Pages: SAP Fiori - Public

---

- **SAP Fiori - SAP User Experience Community**
- **Marketplace - Apps - SAP Fiori**
- **help.sap.com/Fiori** – Technical docs
- **SAP Community Network (SCN) – SAP Fiori - QA**

# © 2013 SAP AG or an SAP affiliate company. All rights reserved.

---

No part of this publication may be reproduced or transmitted in any form or for any purpose without the express permission of SAP AG. The information contained herein may be changed without prior notice.

Some software products marketed by SAP AG and its distributors contain proprietary software components of other software vendors.

National product specifications may vary.

These materials are provided by SAP AG and its affiliated companies ("SAP Group") for informational purposes only, without representation or warranty of any kind, and SAP Group shall not be liable for errors or omissions with respect to the materials. The only warranties for SAP Group products and services are those that are set forth in the express warranty statements accompanying such products and services, if any. Nothing herein should be construed as constituting an additional warranty.

SAP and other SAP products and services mentioned herein as well as their respective logos are trademarks or registered trademarks of SAP AG in Germany and other countries.

Please see <http://www.sap.com/corporate-en/legal/copyright/index.epx#trademark> for additional trademark information and notices.