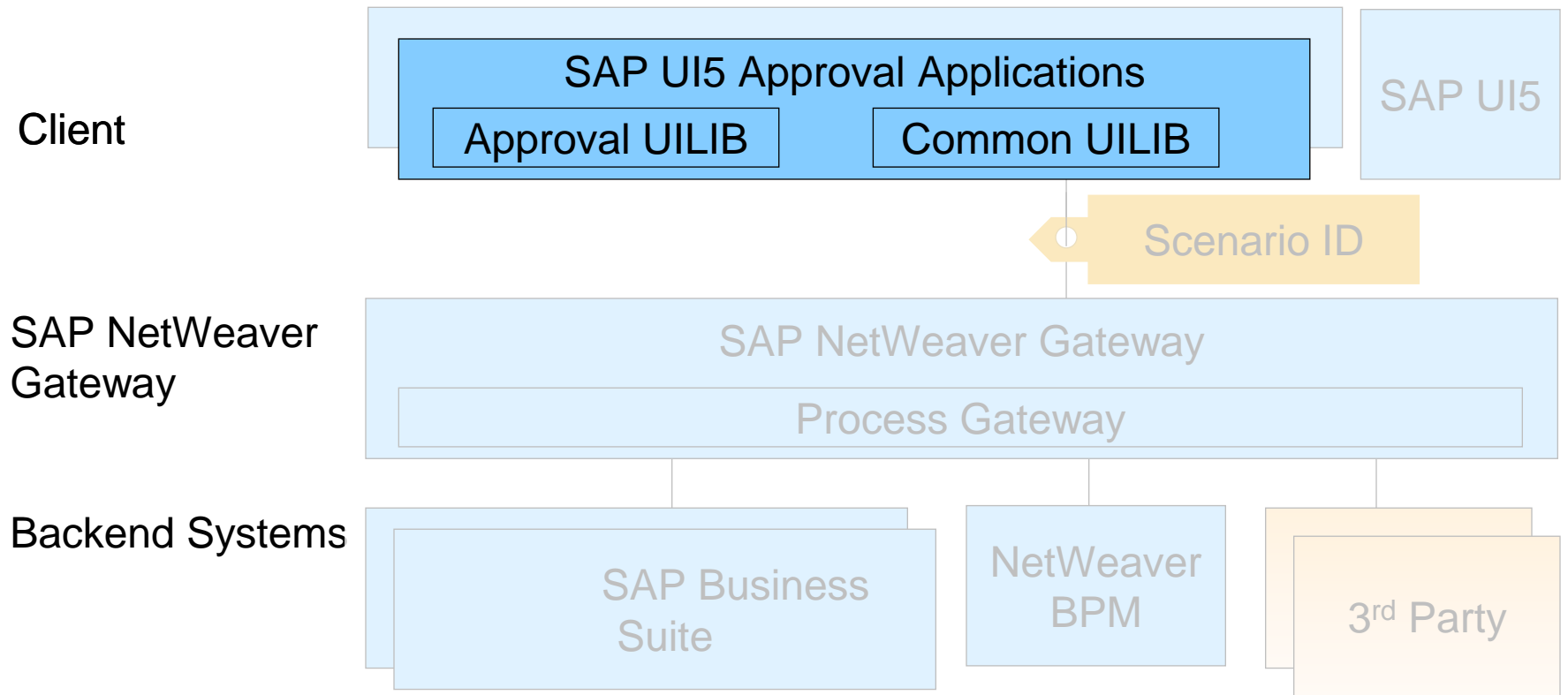


Technical Introduction to SAP Fiori Approval Apps



Components of a SAP Fiori Approval App



Technical Names of SAP Fiori Approval Apps

SAPUI5 Web Apps are commonly hosted as Business Server Page Applications.

Hint: Use transaction **SICF** to find the technical name.

Path: <default host> → sap → bc → ui5_ui5 → sap

Approval App	BSP Application Name	Component
Leave Request Approval	UI5_HCM_LR_APV	UIHCM003
Purchase Order Approval	UI5_MM_PO_APV	UIAPP002
Purchase Requisition Approval	UI5_MM_PR_APV	UIAPP001
Approve Requests	UI5_CA_ALL_APV	UIGIB001
Shopping Card Approval	UI5_SRM_SC_APV	UISRM001

SAP Fiori Approval Application

Approve Requests Logout

Requests (7)	Capital Expenditure Request
<p>REFRESH</p> <p>Search</p>	<h3>Capital Expenditure Request</h3> <p>4 days ago Medium</p> <p>Workflow-System</p> <p>i</p> <p>Description: Capital Expenditure request 44553 needs your approval. Please review the attached documents. Disclaimer* This is an example of Customer Built workflow for Capital Expenditure. Link to SAP Fiori: https://help.sap.com/fiori SAP Fiori apps provide a simple, intuitive user experience across the most frequently used business transactions. The consistent and responsive design allows users to seamlessly experience the apps across interaction channels - desktop, tablet, mobile - as they accomplish their tasks quickly and easily.</p>
<p>Capital Expenditure Request</p> <p>40 days left Kay-Uwe Müller</p> <p>5 days ago Medium</p>	
<p>Capital Expenditure Request</p> <p>Workflow-System</p> <p>5 days ago Medium</p>	
<p>Capital Expenditure Request</p> <p>14 days left GINBMGR30</p> <p>6 days ago Medium</p>	
<p>Capital Expenditure Request</p> <p>VISHAL Sikka</p> <p>6 days ago Medium</p>	
<p>Capital Expenditure Request</p> <p>Workflow-System</p> <p>17 days ago Very High</p>	
<p>Capital Expenditure Request</p> <p>20 days left Kay-Uwe Müller</p> <p>19 days ago Medium</p>	

Approve Reject

SAP Fiori Approval Application

Application

The screenshot displays the 'Approve Requests' application in SAP Fiori. The interface is divided into a left sidebar and a main content area. The sidebar contains a 'Requests (7)' list with actions like 'REFRESH' and 'Search'. The main content area shows a detailed view of a 'Capital Expenditure Request' from 'Workflow-System', including a description and a list of actions at the bottom: 'Approve', 'Reject', and a share icon.

Requests (7)	Capital Expenditure Request
<p>REFRESH</p> <p>Search</p> <p>Capital Expenditure Request</p> <p>Workflow-System 4 days ago Medium</p> <p>Capital Expenditure Request</p> <p>40 days left 5 days ago Kay-Uwe Müller Medium</p> <p>Capital Expenditure Request</p> <p>Workflow-System 5 days ago Medium</p> <p>Capital Expenditure Request</p> <p>14 days left 6 days ago GINBMGR30 Medium</p> <p>Capital Expenditure Request</p> <p>VISHAL Sikka 6 days ago Medium</p> <p>Capital Expenditure Request</p> <p>Workflow-System 17 days ago Very High</p> <p>Capital Expenditure Request</p> <p>20 days left 19 days ago Kay-Uwe Müller Medium</p>	<p>Capital Expenditure Request</p> <p>Workflow-System 4 days ago Medium</p> <p>i</p> <p>Description: Capital Expenditure request 44553 needs your approval. Please review the attached documents. Disclaimer* This is an example of Customer Built workflow for Capital Expenditure. Link to SAP Fiori: https://help.sap.com/fiori SAP Fiori apps provide a simple, intuitive user experience across the most frequently used business transactions. The consistent and responsive design allows users to seamlessly experience the apps across interaction channels - desktop, tablet, mobile - as they accomplish their tasks quickly and easily.</p> <p>✓ Approve ✗ Reject ↗</p>

SAP Fiori Approval Application

Application

Application Library

The screenshot displays the 'Approve Requests' application interface. The top right corner features a 'Logout' link. The main content is divided into two columns: a list of requests on the left and a detailed view of a selected request on the right.

Requests List (Left Column):

Request Title	Time	Priority
Capital Expenditure Request	4 days ago	Medium
Capital Expenditure Request	40 days left	5 days ago
Capital Expenditure Request	5 days ago	Medium
Capital Expenditure Request	5 days ago	Medium
Capital Expenditure Request	14 days left	6 days ago
Capital Expenditure Request	6 days ago	Medium
Capital Expenditure Request	6 days ago	Medium
Capital Expenditure Request	17 days ago	Very High
Capital Expenditure Request	20 days left	19 days ago

Capital Expenditure Request Detail (Right Column):

Capital Expenditure Request (4 days ago, Medium priority)

Workflow-System

Description: Capital Expenditure request 44553 needs your approval. Please review the attached documents. Disclaimer* This is an example of Customer Built workflow for Capital Expenditure. Link to SAP Fiori: <https://help.sap.com/fiori> SAP Fiori apps provide a simple, intuitive user experience across the most frequently used business transactions. The consistent and responsive design allows users to seamlessly experience the apps across interaction channels - desktop, tablet, mobile - as they accomplish their tasks quickly and easily.

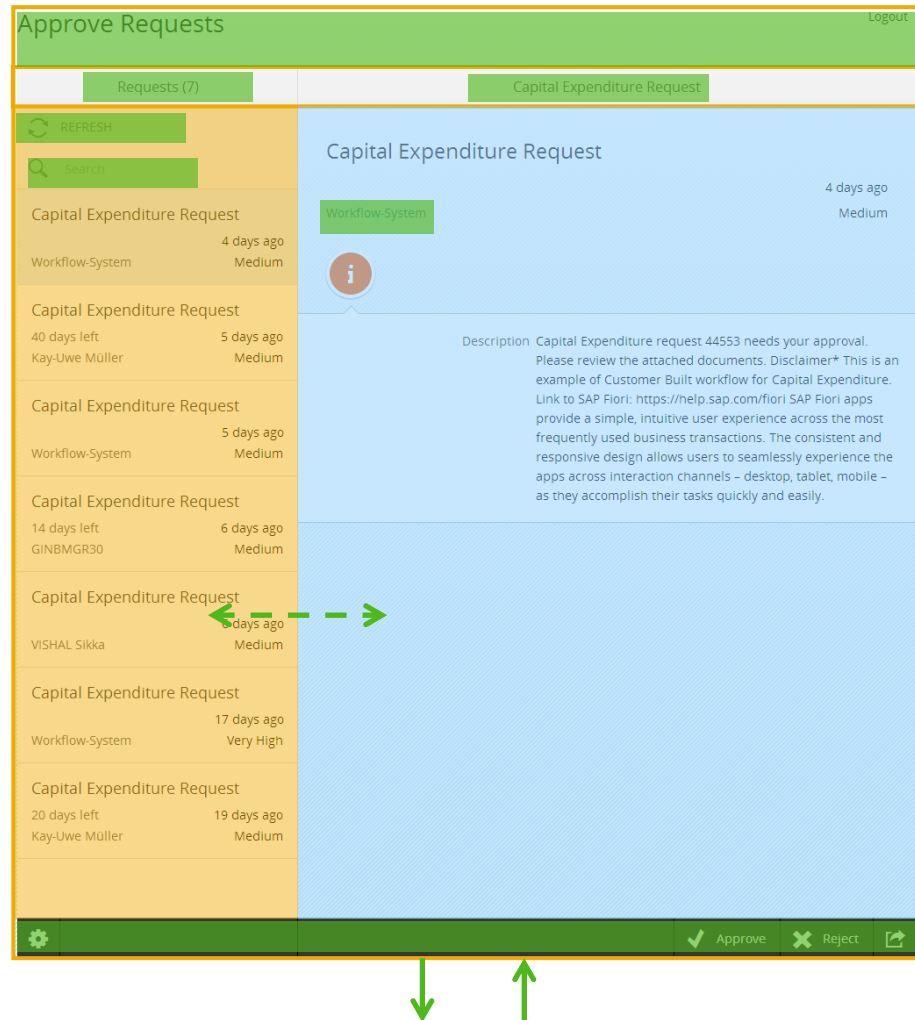
Footer: Settings icon, Approve button, Reject button, and Refresh icon.

SAP Fiori Approval Application

Application

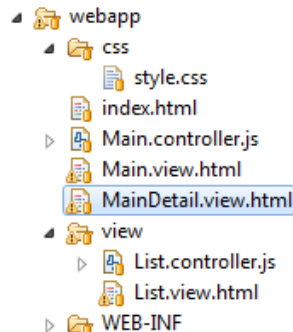
Application Library

Cross Application Library
(StartUp, Skeleton,
Navigation)



Approval App Components – Application

- Is the starting point for your application
- Contains also the view definition (including context binding) of the list,
- Consumes the Application library in the detail section
- Contains application specific CSS



The screenshot shows a web application titled "Approve Requests" with a "Logout" link in the top right. The main content area is divided into two sections. On the left, there is a list of "Capital Expenditure Request" items, each with a "Refresh" button, a search bar, and a list of request details including the request name, user, and status. On the right, there is a detailed view of a "Capital Expenditure Request" with a description and a "Workflow-System" label. The bottom of the interface features a navigation bar with a settings icon, an "Approve" button, a "Reject" button, and a share icon.

Requests (7)	Capital Expenditure Request
Capital Expenditure Request Workflow-System 4 days ago Medium	Capital Expenditure Request Workflow-System 4 days ago Medium
Capital Expenditure Request 40 days left Kay-Uwe Müller 5 days ago Medium	Description: Capital Expenditure request 44553 needs your approval. Please review the attached documents. Disclaimer* This is an example of Customer Built workflow for Capital Expenditure. Link to SAP Fiori: https://help.sap.com/fiori SAP Fiori apps provide a simple, intuitive user experience across the most frequently used business transactions. The consistent and responsive design allows users to seamlessly experience the apps across interaction channels – desktop, tablet, mobile – as they accomplish their tasks quickly and easily.
Capital Expenditure Request Workflow-System 5 days ago Medium	
Capital Expenditure Request 14 days left GINBMGR30 6 days ago Medium	
Capital Expenditure Request Workflow-System 6 days ago Very High	
Capital Expenditure Request 20 days left Kay-Uwe Müller 19 days ago Medium	

Approval App Components – Application Library

- Includes all application-specific view definitions of the detail area
- Storage for I18N files and images
- Contains application-specific formatters
- Initializes the skeleton
- Handles skeleton callbacks

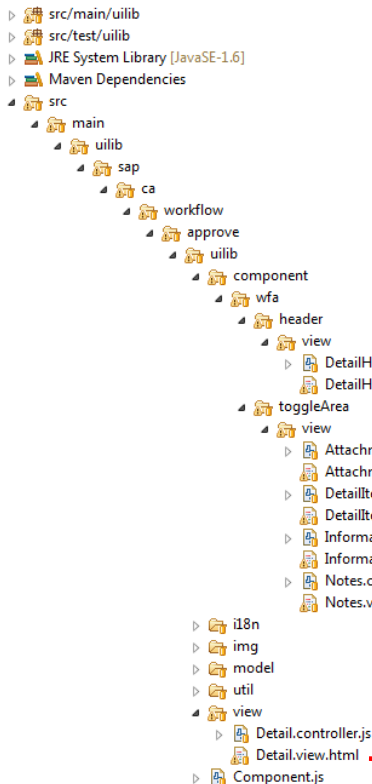
The screenshot displays the 'Approve Requests' application interface. The top bar shows 'Approve Requests' on the left and 'Logout' on the right. Below the top bar is a navigation area with 'Requests (7)' and 'Capital Expenditure Request'. The main content area is divided into two columns. The left column contains a list of requests, each with a refresh icon, a search icon, and a list of request details including the request name, days left, user, and priority. The right column shows the detailed view of a selected 'Capital Expenditure Request', including a description and a list of actions (Approve, Reject, and a share icon).

Requests (7)	Capital Expenditure Request
REFRESH	Capital Expenditure Request
Search	Workflow-System
Capital Expenditure Request	4 days ago
Workflow-System	Medium
Capital Expenditure Request	40 days left
Kay-Uwe Müller	5 days ago
	Medium
Capital Expenditure Request	5 days ago
Workflow-System	Medium
Capital Expenditure Request	14 days left
GINBMGR30	6 days ago
	Medium
Capital Expenditure Request	6 days ago
VISHAL Sikka	Medium
Capital Expenditure Request	17 days ago
Workflow-System	Very High
Capital Expenditure Request	20 days left
Kay-Uwe Müller	19 days ago
	Medium

Description Capital Expenditure request 44553 needs your approval. Please review the attached documents. Disclaimer* This is an example of Customer Built workflow for Capital Expenditure. Link to SAP Fiori: <https://help.sap.com/fiori> SAP Fiori apps provide a simple, intuitive user experience across the most frequently used business transactions. The consistent and responsive design allows users to seamlessly experience the apps across interaction channels – desktop, tablet, mobile – as they accomplish their tasks quickly and easily.

Approve Reject

Approval App Components – Application Library Views



Approve Requests

The screenshot shows the 'Approve Requests' application interface. It features a list of requests and a detailed view of a selected request. The list view shows columns for request type, user, and status. The detailed view shows the request details, including a description and a list of actions.

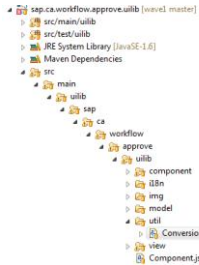
Request Type	User	Status
Capital Expenditure Request	GINBMGR30	Medium
Capital Expenditure Request	Workflow-System	Medium
Capital Expenditure Request	Workflow-System	Medium
Capital Expenditure Request	Ray-Uwe Müller	Medium
Capital Expenditure Request	Workflow-System	Medium
Capital Expenditure Request	GINBMGR30	Medium
Capital Expenditure Request	VISHAL Sikka	Medium
Capital Expenditure Request	Workflow-System	Very High
Capital Expenditure Request	Workflow-System	Very High

The detailed view of a 'Capital Expenditure Request' shows the following information:

- Request Type:** Capital Expenditure Request
- Status:** 13 days left, 7 days ago
- User:** GINBMGR30
- Priority:** Medium
- Description:** Capital Expenditure request 44553 needs your approval. Please review the attached documents. Disclaimer* This is an example of Customer Built workflow for Capital Expenditure. Link to SAP Fiori: https://help.sap.com/fiori/SAP_Fiori_apps provide a simple, intuitive user experience across the most frequently used business transactions. The consistent and responsive design allows users to seamlessly experience the apps across interaction channels – desktop, tablet, mobile – as they accomplish their tasks quickly and easily.

Contains all application specific views/view pieces(components)

Application Library *util/conversions.js*



```
formatterPriority : function(sPriority) {  
  var oBundle = sap.ca.workflow.approve.uilib.Component.getSkeleton().getResourceBundle();  
  switch (sPriority) {  
    case "VERY_HIGH" :  
      return oBundle.getText("view.Workflow.priorityVeryHigh");  
      break;  
    case "HIGH" :  
      return oBundle.getText("view.Workflow.priorityHigh");  
      break;  
    case "MEDIUM" :  
      return oBundle.getText("view.Workflow.priorityMedium");  
      break;  
    case "LOW" :  
      return oBundle.getText("view.Workflow.priorityLow");  
      break;  
  }  
}
```

View Definition with formatter

```
<div data-sap-ui-aggregation="secondStatus">  
  <div data-sap-ui-type="sap.m.ObjectStatus" data-visible  
  data-text="{path: 'Priority',  
  formatter: 'Conversions.formatterPriority'}"></div>  
</div>
```

View Definition without formatter

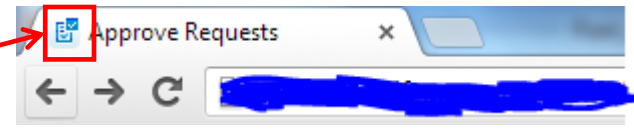
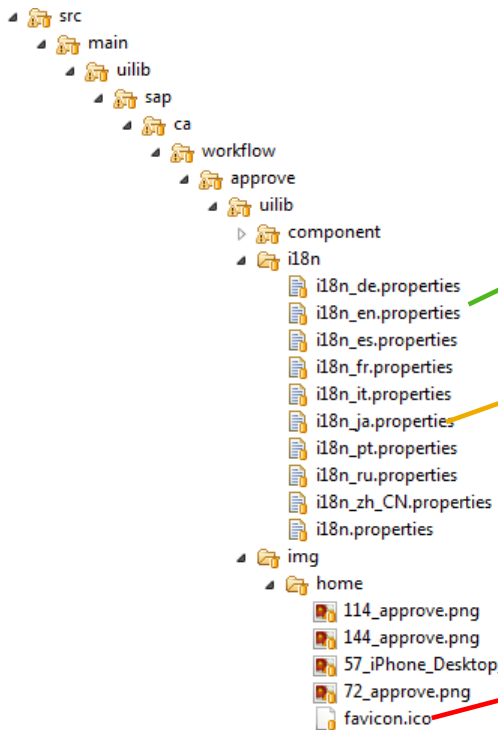
```
div data-sap-ui-aggregation="secondStatus">  
  <div data-sap-ui-type="sap.m.ObjectStatus" data-  
  visible  
  data-text="{Priority}"></div>  
</div>
```

Capital Expenditure Request	17 days ago
Workflow-System	Very High
Capital Expenditure Request	19 days left
Kay-Uwe Müller	20 days ago
	Medium

Capital Expenditure Request	Vor 17 Tagen
Workflow-System	VERY_HIGH
Capital Expenditure Request	Noch 19 Tage
Kay-Uwe Müller	Vor 20 Tagen
	MEDIUM

Contains all application specific formatters

Application Library *i18n/images*



Contains all application specific texts/images

Application Library *Component.js* - skeleton

- Initializes the skeleton, important parameter are

```
sScenario : "DEMO_GMI_CAPEX",  
sStartView : "Detail",  
fUrlResolve : sap.ca.workflow.approve.uilib.Component.UrlResolve,  
fViewStarted : sap.ca.workflow.approve.uilib.Component.ViewStarted,  
oListSorter : new sap.ui.model.Sorter("CreatedOn", true),  
aIdentificationFields : ["InstanceID"],  
bSuppressForward :true
```

....(other parameter, callback possibilities exists)

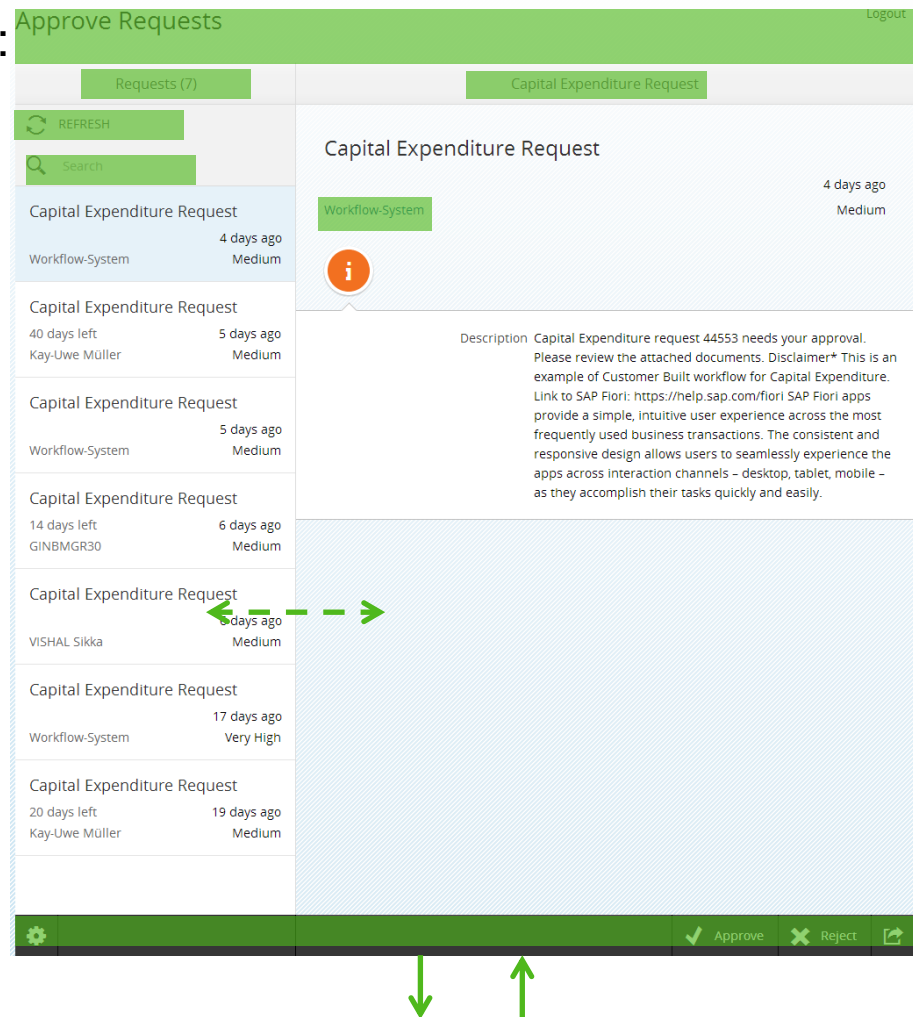
be aware that design changes are possible 😊

Cross Application Library

Contains different generic content:

- skeleton
- navigation
- bootstrap

Contains also reusable views
(businessCard, Forwarding
Dialog, busy indicators,
messages, ...)



Application Parameters

Parameter	Description
backToHome=true	Shows Home icon, which triggers a navigation back (e.g. used in landing page)
scenarioId=XYZ	Specifies a scenarioId, which is base for the data selection, if no one is defined the default id defined in the application coding will be used
itemId=001233	Deep Linking, hides list and shows only the detail screen, also scenarioId is relevant here, when the item belongs to a special scenarioXYZ
selectedItemId=00012345	Soft Deep Linking, runs as usual, just preselect the given item, also scenarioId is relevant here, when the item belongs to a special scenarioXYZ
origin=SAP_ALIAS	Is obligatory for deep linking when the scenario is multi origin enabled, If there is only one ERP involved, the origin is not required

© 2013 SAP AG or an SAP affiliate company. All rights reserved.

No part of this publication may be reproduced or transmitted in any form or for any purpose without the express permission of SAP AG. The information contained herein may be changed without prior notice.

Some software products marketed by SAP AG and its distributors contain proprietary software components of other software vendors.

National product specifications may vary.

These materials are provided by SAP AG and its affiliated companies ("SAP Group") for informational purposes only, without representation or warranty of any kind, and SAP Group shall not be liable for errors or omissions with respect to the materials. The only warranties for SAP Group products and services are those that are set forth in the express warranty statements accompanying such products and services, if any. Nothing herein should be construed as constituting an additional warranty.

SAP and other SAP products and services mentioned herein as well as their respective logos are trademarks or registered trademarks of SAP AG in Germany and other countries.

Please see <http://www.sap.com/corporate-en/legal/copyright/index.epx#trademark> for additional trademark information and notices.