

# Procedure for Transferring Documents from Financial Accounting to Controlling



## Applies to:

SAP R/3 4.6, ECC5.0 and ECC 6.0 For more information, visit the [Enterprise Resource Planning homepage](#).

## Summary

This article explains the process of generating Controlling document with reference to FI document posted without passing CO Object.

**Author:** Neha Duseja

**Company:** Intelligroup Asia Pvt. Ltd.,

**Created on:** 02 March 2009

## Author Bio.

Neha Duseja is MBA in Finance & Marketing, also holds PG degree in Advance Accounting and Business Statistics, working as a Sr. Associate Consultant with Intelligroup and has been part of FICO competency since February 2008.

## Table of Contents

Introduction .....	3
Objective .....	3
Business Requirement.....	3
Scenario I.....	3
Scenario II.....	3
Scenario I.....	4
Solution .....	6
Step 1 .....	6
Step 2 .....	6
Result.....	8
Step 3 .....	8
Scenario II.....	10
Related Content.....	11
Disclaimer and Liability Notice.....	12

## Introduction

Controlling provides you with information for management decision-making. It facilitates coordination, monitoring and optimization of all processes in organization. It helps in calculating the variances by comparing actual and plan data. These variance calculations enable you to control business flows.

Data relevant to cost flows automatically from Financial Accounting to Controlling. To flow the data, the system assigns the costs and revenues to different CO account assignment objects, such as cost centers, projects or orders.

## Objective

The objective of this article is to explain step by step process of how you can create CO document rather FI document does not contain CO object at the time of posting.

## Business Requirement

Knowing the financial condition of the organization is not sufficient to make important decision cost aspects are always considered. To know the cost aspects CO module is implemented by business.

Data flows from FI to CO, which reflects in the reports and helps management to take decisions. These reports are used to compare FI data with CO data, this analysis may discover mistakes made in the system, thus improve the performance of the organization.

CO document generation in following business situation:-

### Scenario I.

1. FI document was posted with G/L account without CO object.
2. Later Business created cost element with reference to existing G/L account for which documents were already posted.
3. Business wants to reverse the posted FI document.

Business will not be able to reverse the FI document as CO document was not generated.

### Scenario II.

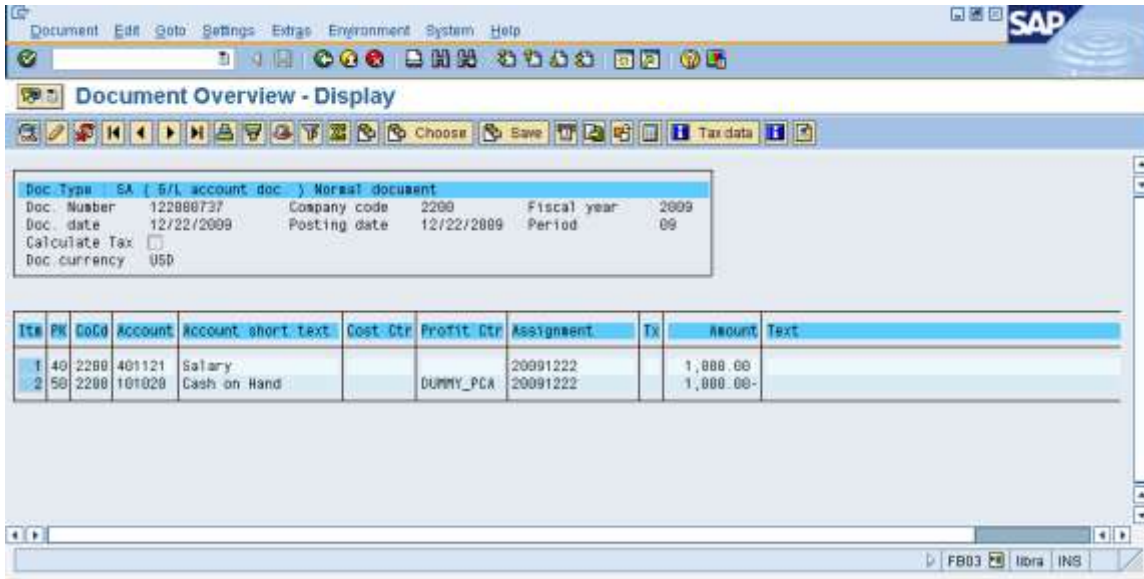
1. Implemented FI Module and posted FI documents.
2. Later implemented CO Module.

Let us try to understand the above scenario with an example.

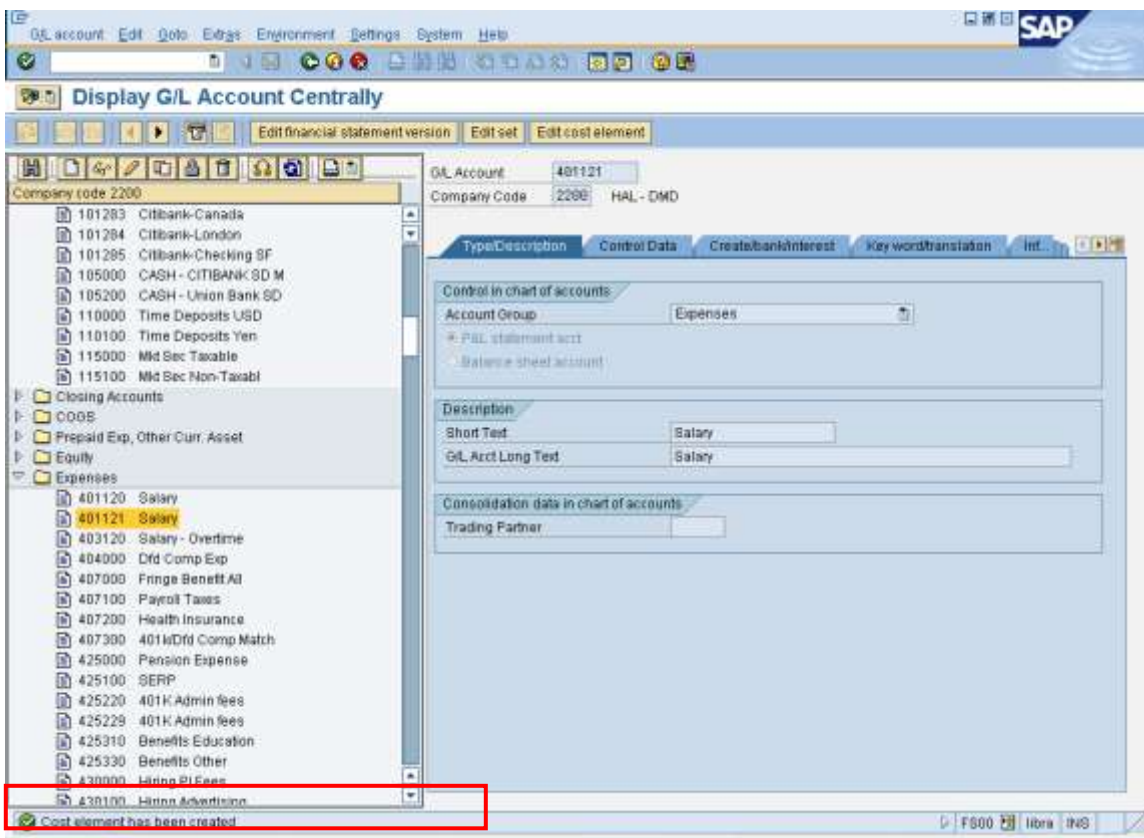
**Scenario I.**

1. FI Document 122000737 was posted in company code 2200 without passing cost center. In Fiscal Year 2009.

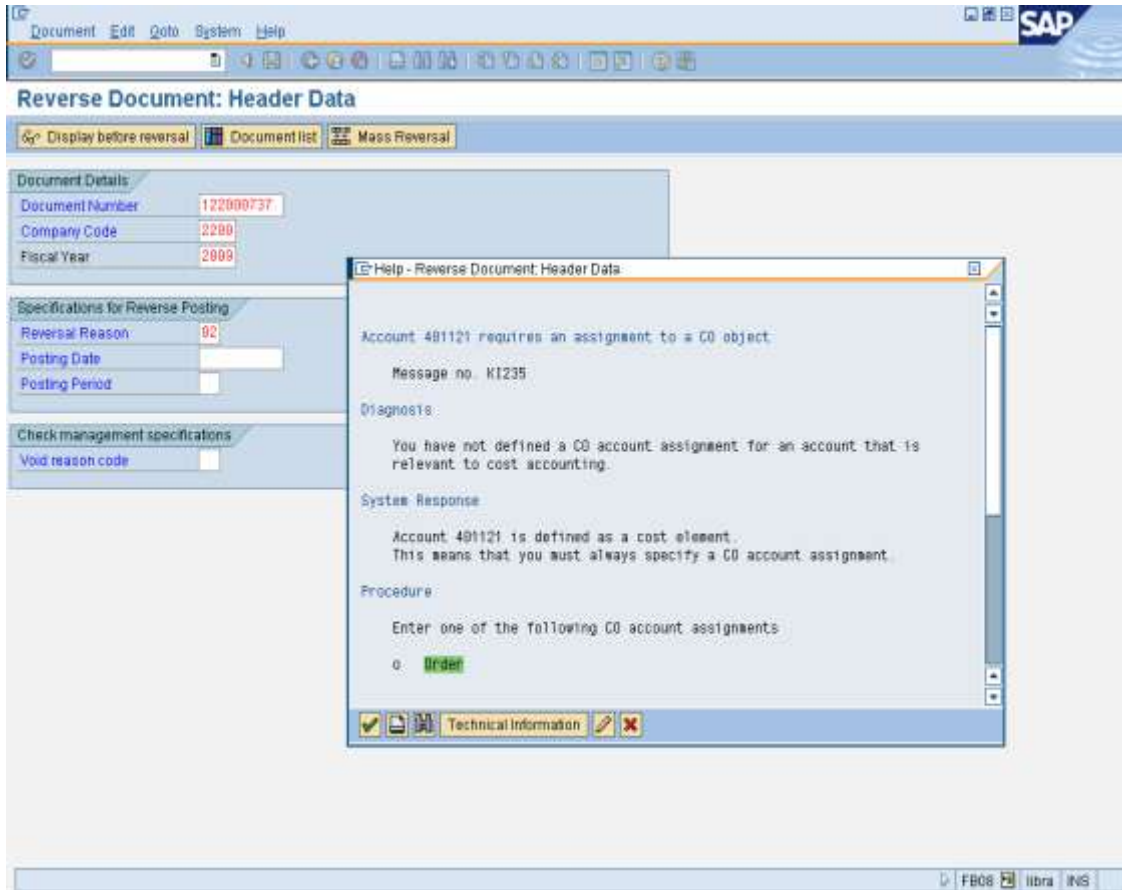
In G/L account 401121(Salary) no CO object assigned i.e. cost center



2. As per the business requirement later on Cost element created with reference to G/L account 401121 hence the posting where already taken place with the same G/L account.



3. After the creation of cost element business wants to reverse previously posted documents. At the time of reversal Error “ Account XXXX requires an assignment to CO object” occurred.



## Solution

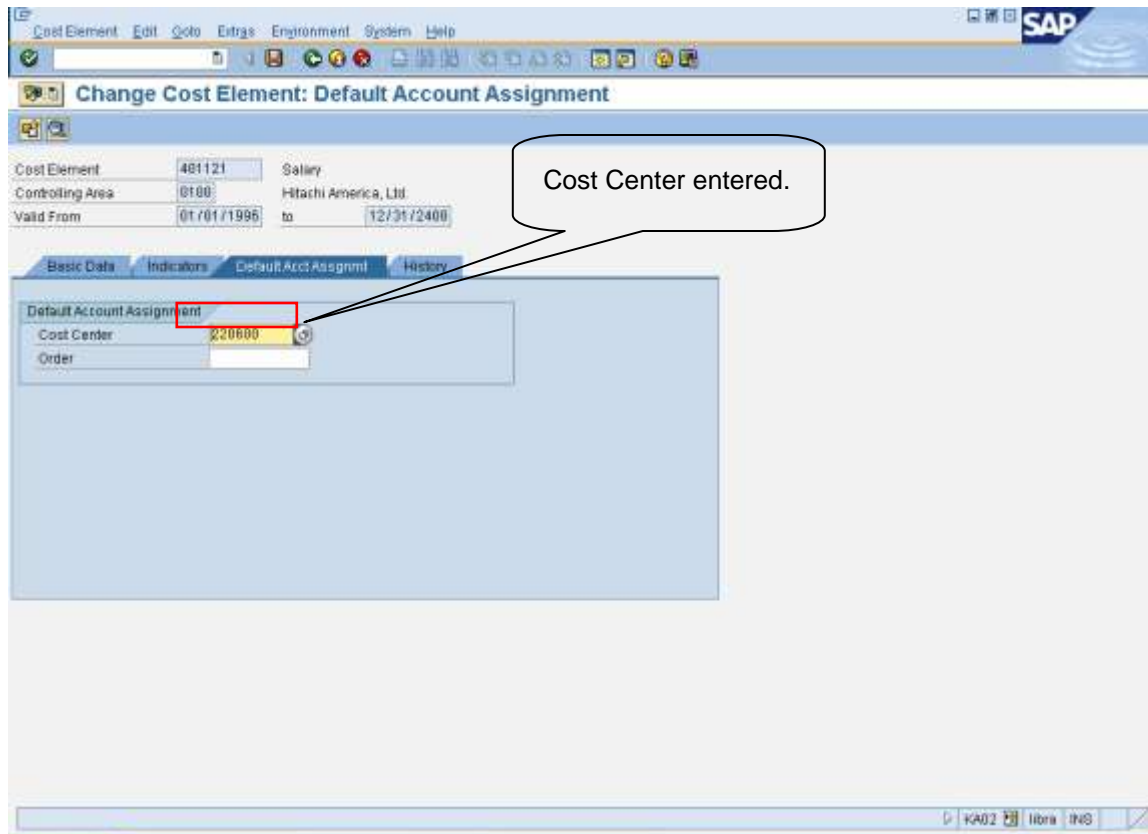
### Step 1:-

Assign cost center to the cost element.(one of the below option)

In Cost element master data (T.code - KA02) (shown below with screen shot)

In Default account assignment (T.code - OKB9)

This configuration is required as at the time of creation of the CO document automatically cost center picked up.



**Step 2:-** Creating CO document with t.code OKBA (transfer documents from financial accounting)

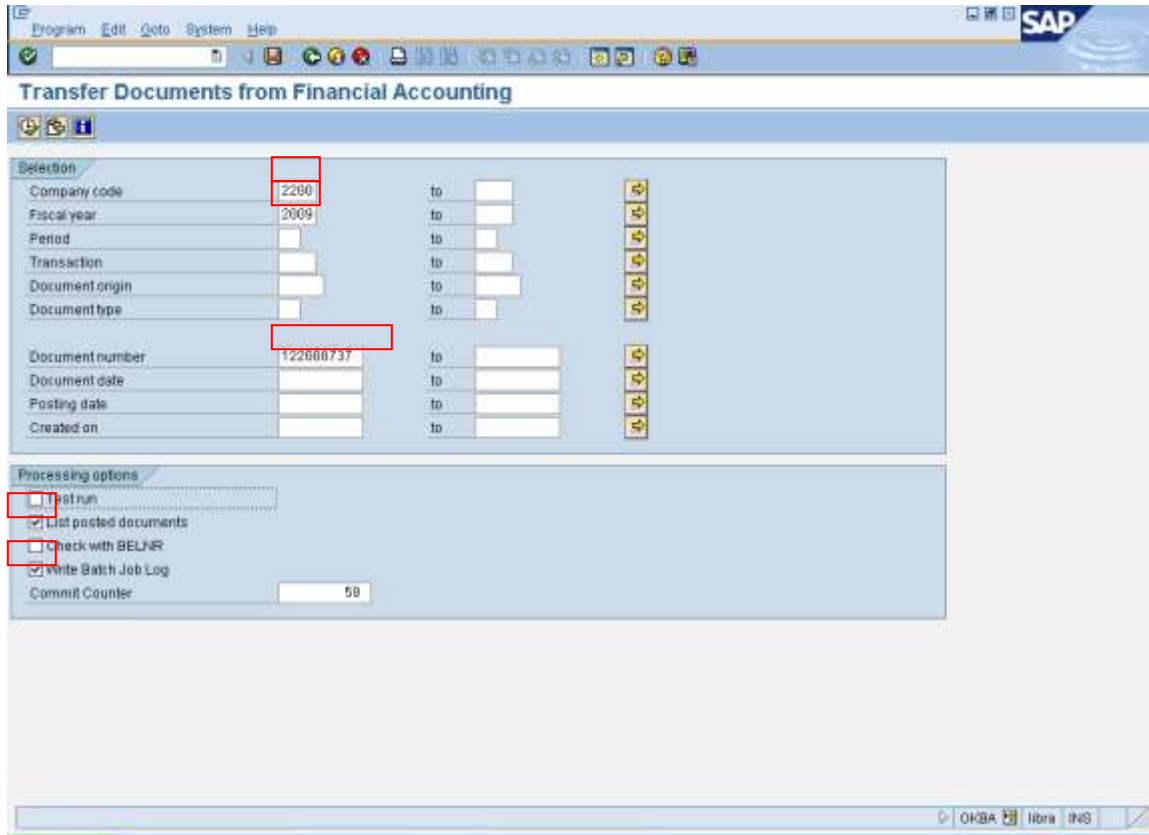
*Input parameters:*

Company code

Fiscal year

Document number (FI document number)

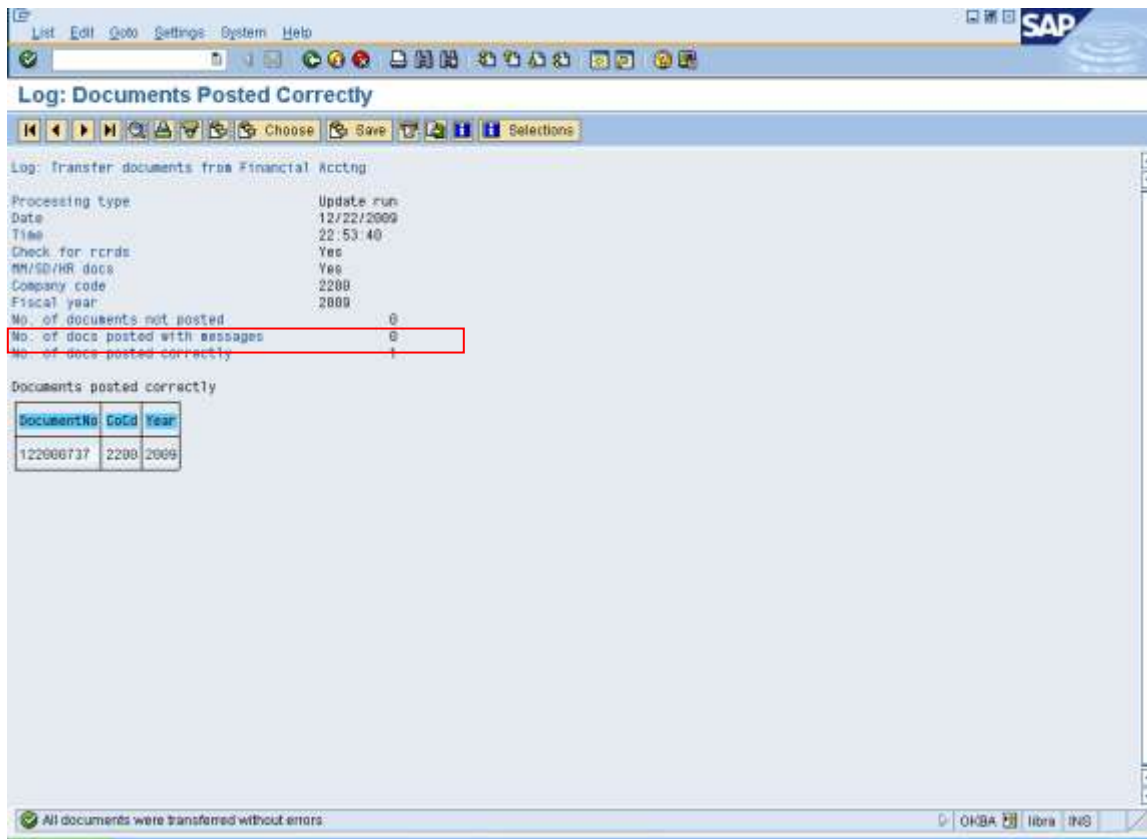
Processing options: List posted document, Write batch job log



Initially run it with Test run check box to verify the result then run it without test run check box. This will help to avoid any variation or error.

## Result

“No. of document posted correctly 1”

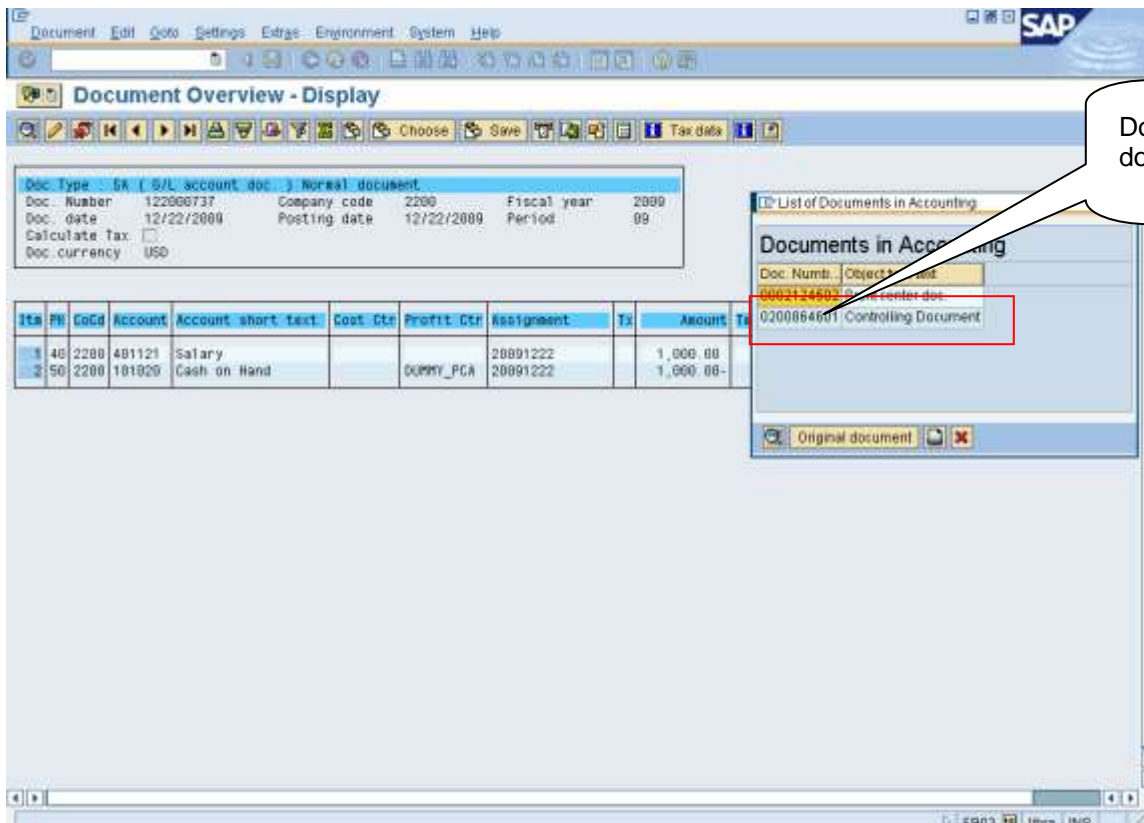


Step 3:- Verify the result with Display document (FB03)

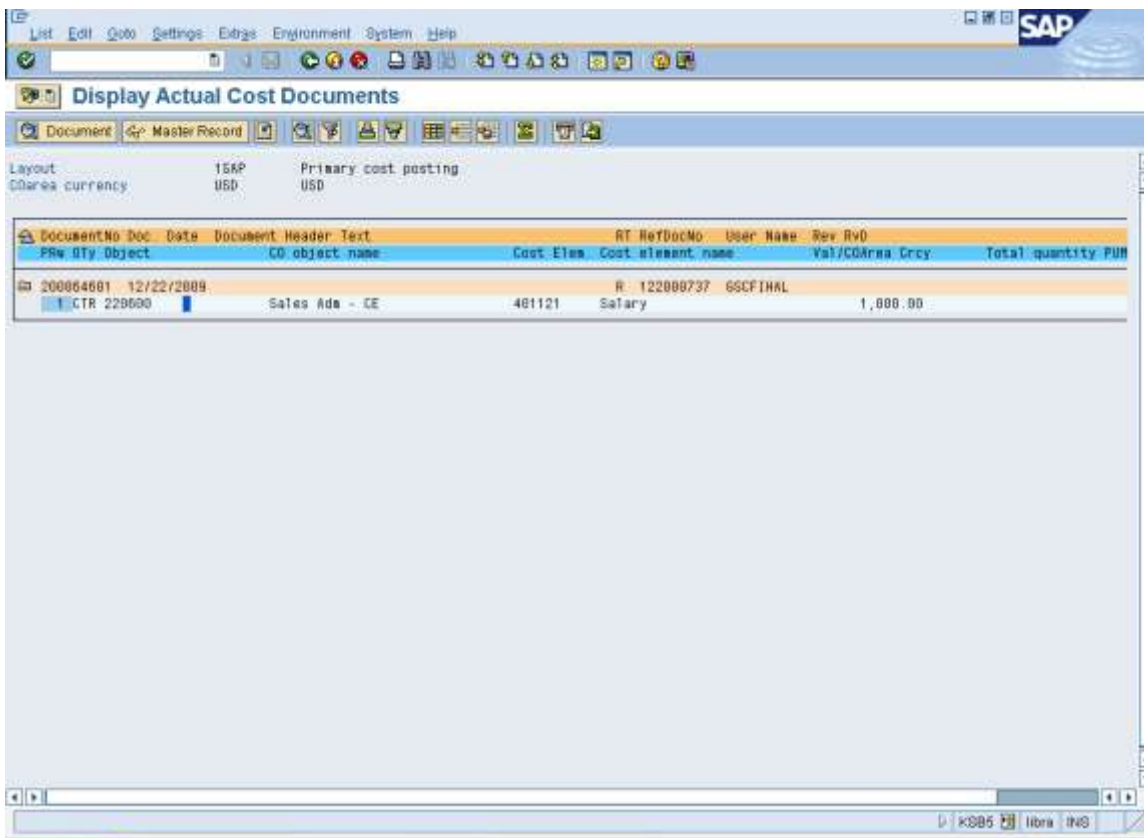
Enter the document number, company code and Fiscal year

Click on 'Environment> Accounting documents' option from menu bar.





CO document is displayed below



## Scenario II.

As FI Documents are already posted and controlling module is implemented by organization later on.

Organization needs to assign cost center to cost element master data and generate CO document with reference to FI document by 3 steps mentioned in scenario I.

## Related Content

[SCN Forum discussion](#)

For more information, visit the [Enterprise Resource Planning homepage](#).

## **Disclaimer and Liability Notice**

This document may discuss sample coding or other information that does not include SAP official interfaces and therefore is not supported by SAP. Changes made based on this information are not supported and can be overwritten during an upgrade.

SAP will not be held liable for any damages caused by using or misusing the information, code or methods suggested in this document, and anyone using these methods does so at his/her own risk.

SAP offers no guarantees and assumes no responsibility or liability of any type with respect to the content of this technical article or code sample, including any liability resulting from incompatibility between the content within this document and the materials and services offered by SAP. You agree that you will not hold, or seek to hold, SAP responsible or liable with respect to the content of this document.