

Creating Marketing Project Report through Report Painter



Applies to:

SAP ECC 6.0. For more information, visit the [ABAP homepage](#).

Summary

This document provides a detailed description of how to create a Z report through report painter. It is an example to creating a marketing project report that is used by project managers. It is taking a copy of standard report and then modifies this as required.

Author: Sumit Joshi

Company: L&T InfoTech

Created on: 25 Nov 2010

Author Bio



Sumit Joshi is a software engineer working with L&T InfoTech for the past one year as an ABAP developer.

Table of Contents

| | |
|--------------------------------------|----|
| Configuration of Z report..... | 3 |
| Report Creation..... | 3 |
| Report Group Creation..... | 3 |
| Modify the Report..... | 4 |
| Modify the Report Group..... | 6 |
| TCode Creation..... | 8 |
| Report Processing..... | 9 |
| Related Content..... | 14 |
| Disclaimer and Liability Notice..... | 15 |

Configuration of Z report

The cost overview of the marketing project is displayed in standard SAP via transaction S_ALR_87013542. This transaction is assigned to the report writer report group 6PP1. This report group need to be copied, with tcode GR51, to a new report group ZPP1 and the report 6PP1-001 to be copied to ZPP1-001.

Report Creation

Create n new report ZPP1-001 in library 6P3 coping from report 6PP1-001 by using transaction GRR1, provide some description like *Sales/Actual/Comm/Total/Plan in local crcy* and save the report.

| | | |
|---------------------------------------|-----------------|----------------------|
| Library | 6P3 | |
| Report | ZPP1-001 | Sales/Actual/Comm/To |
| <input type="button" value="Create"/> | | |
| Copy from | | |
| Report | 6pp1-001 | |

Report Group Creation

Create a new report group ZPP1 from transaction GR51

- Copy from report group 6PP1.
- Provide description of report group *Sales/Actual/Comm/Total/Plan in local crcy*
- Assign report ZPP1-001 to group.
- Save

| | | |
|-----------------|----------------------|------------------------------------|
| Library | 6P3 | Project Reporting (Hierarchy Reps |
| Table | CCSS | Report Table for Overhead Cost C |
| Report Group | ZPP1 | Actual/Comm/Total/Plan in locl crc |
| Reports | | |
| Report | Description | Status |
| ZPP1-001 | Sales/Actual/Comm/To | 09/29/2010 |

| | | |
|---|--|--|
| Library | 6P3 | Project Reporting (Hierarchy Reps) |
| Table | CCSS | Report Table for Overhead Cost Controlling |
| Report Group | ZPP1 | |
| Description | Actual/Comm/Total/Plan in locl crcy | |
| Status | | |
| Report group is currently generated | | |
| Generation | | Authorization |
| <input type="checkbox"/> Not automatic | | Authorization group <input type="text"/> |
| Report/report interface | | |
| One report assigned to the report group | | |
| <input type="button" value="Configure..."/> | | |
| No reports assigned to the library | | |
| <input type="button" value="Configure..."/> | | |

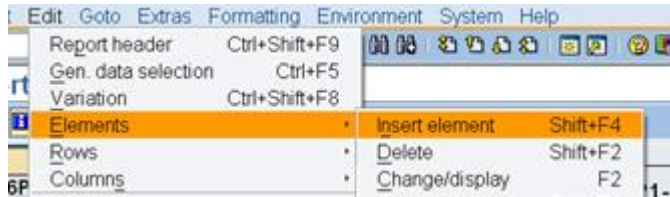
Modify the Report

Go to transaction GRR2 to make changes in report ZPP1-001.

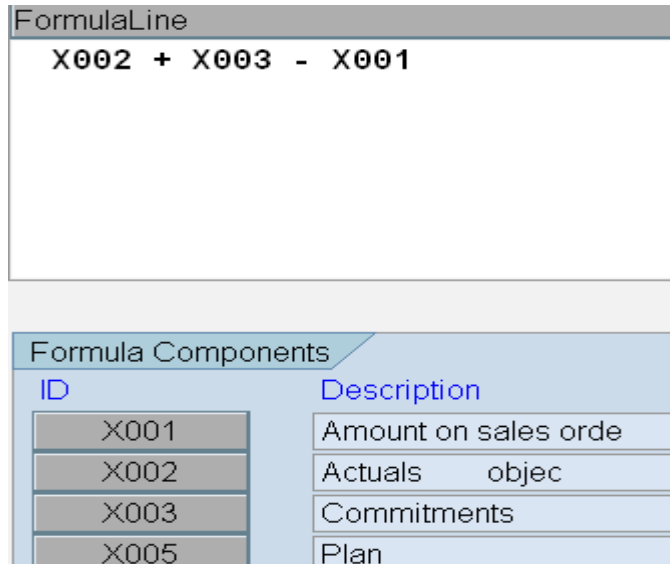
- Go to valuation columns (plan/actual/commitments), double click on that and change Basic key figure by SWOG (total cost in object currency):

| Basic key figure | SWOG Total costs in object currency | | | | | | | |
|------------------------------|-------------------------------------|-------------------------------------|---------------|--------------|--------------------------|----|------|------|
| Characteristic values | | | | | | | | |
| Selected characteristics | | | | | | | | |
| Name | | | From | text | | To | text | More |
| Value Type | <input type="checkbox"/> | <input type="checkbox"/> | 4 | | <input type="checkbox"/> | | | |
| Value Type | <input type="checkbox"/> | <input type="checkbox"/> | 11 | | <input type="checkbox"/> | | | |
| Version | <input type="checkbox"/> | <input type="checkbox"/> | 0 | | <input type="checkbox"/> | | | |
| Valuation | <input type="checkbox"/> | <input checked="" type="checkbox"/> | 6-VALU | Actual Value | <input type="checkbox"/> | | | |

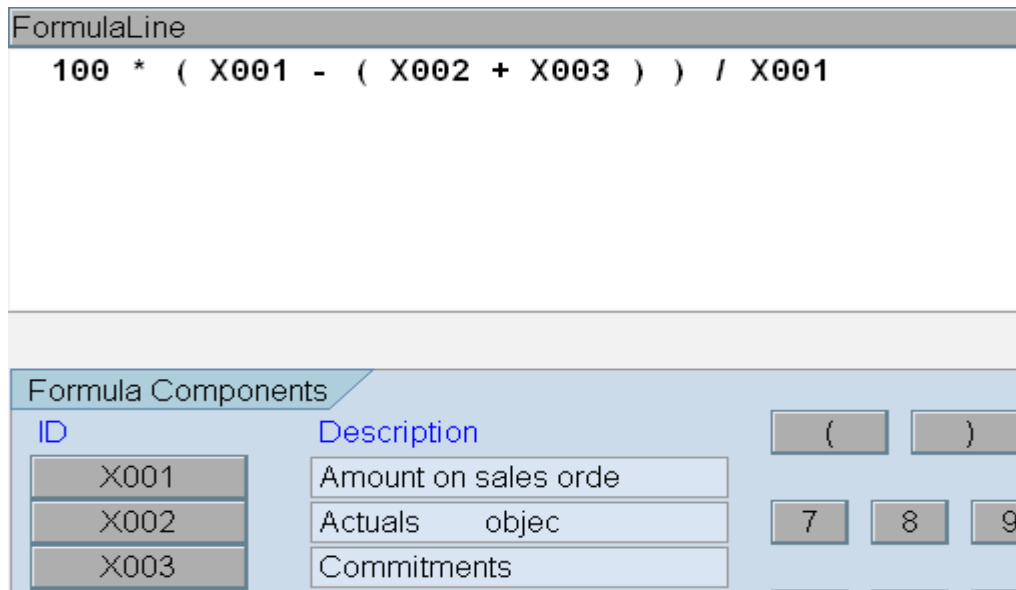
- Add an extra column SD Orders with heading 'Amount on sales order'
 - Add column by insert element
 - Choose value type 29- Value from Sales Order



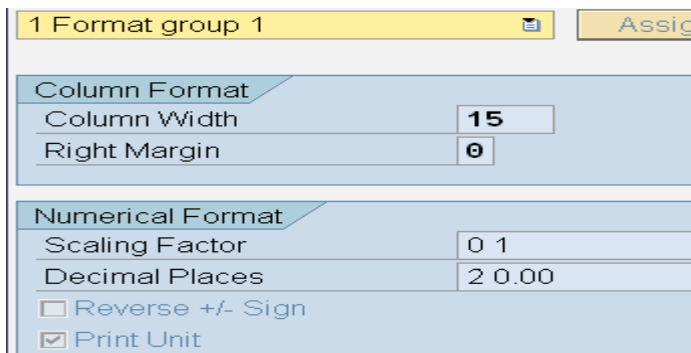
- Add an extra column Total
 - Add column by insert element and choose formula
 - Write formula given below:
 - Actuals + Commitments - SD Orders



- Add an extra column Margin
 - Add column by insert element and choose formula
 - Write formula given below:
 - 100 * (sum revenues - sum costs) / (sum revenues)

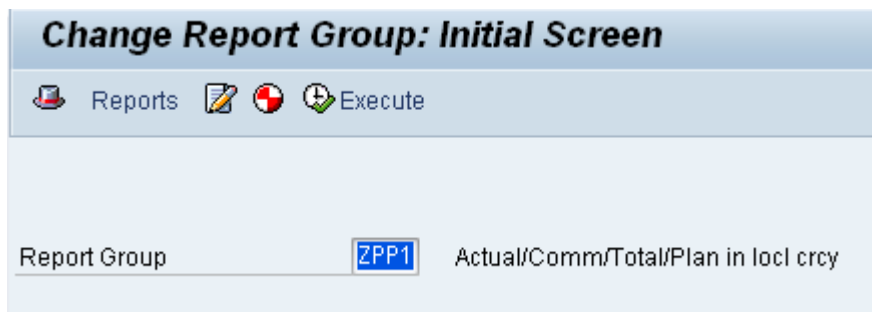


- Hide columns:
Go to Edit->Column->Hide and hide columns other then: Plan / SD Order / Actuals / Commitments / Total / Margin
- Define decimal accuracy:
 - Go to formatting->columns and maintain format groups.
 - Use format group 0 for SD order column with 2 decimal places and Reverse +/- Sign checked.
 - Use format group 1 for Actuals, Commitments, total and Plan columns with 2 decimal places and Print Unit checked.
 - Use format group 2 for Margin column with 1 decimal places and Print Unit checked.

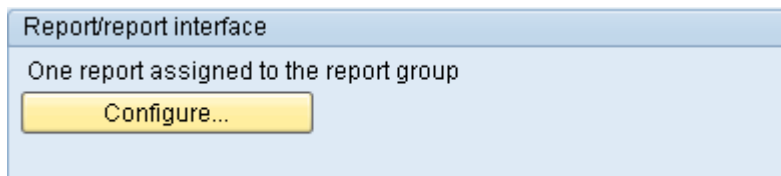


Modify the Report Group

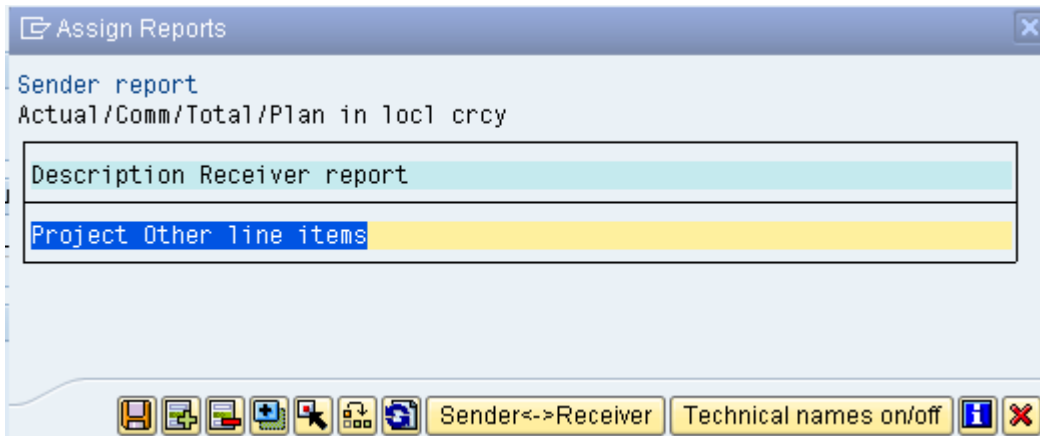
Add SD order items report RPSISVP000 into report group ZPP1 by transaction GR52.



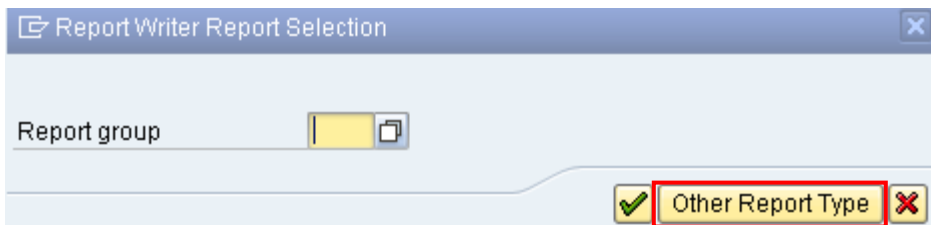
Click on configure:



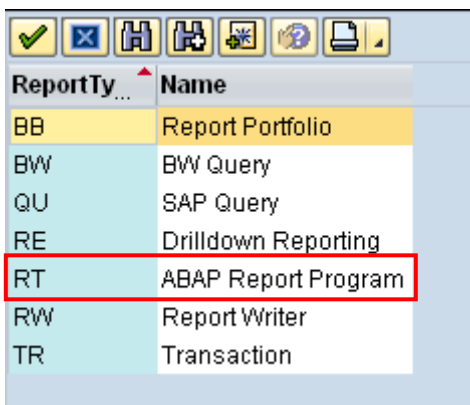
Click on Add button:



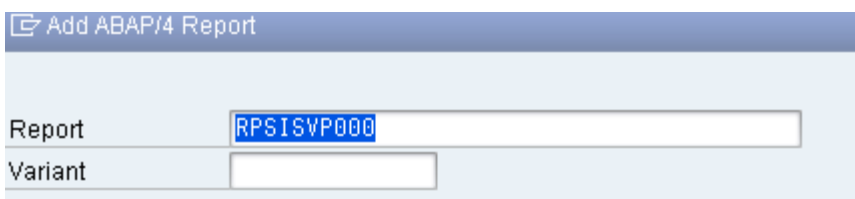
Click on other report type:



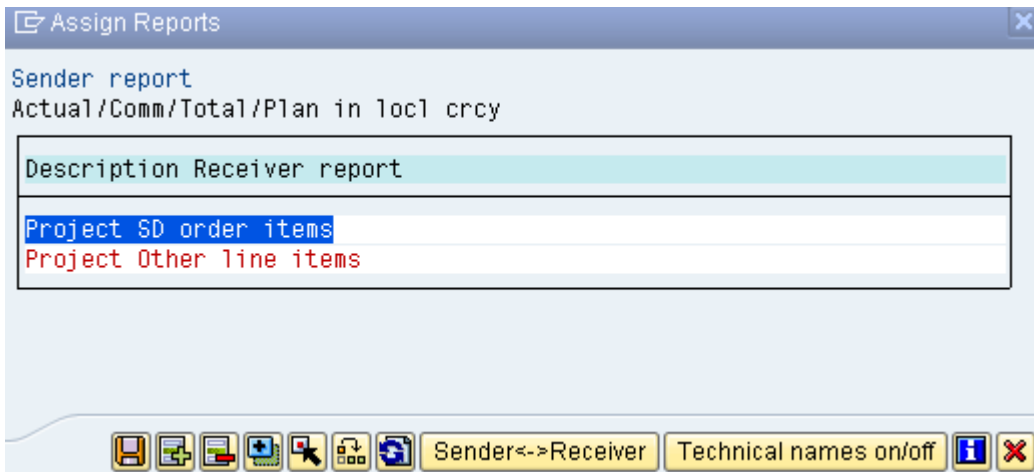
Select ABAP Report program:



Provide report name RPSISVP000 and enter:



Change text by Project SD order items and save:



TCode Creation

Create a transaction code for run the report by copying the standard TCode S_ALR_87013542

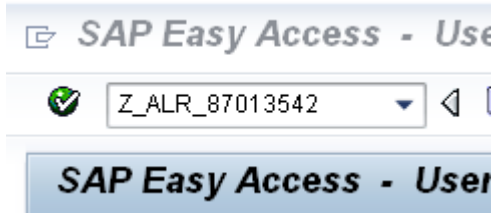
| | |
|---|--------------------------------------|
| Transaction code | Z_ALR_87013542 |
| Package | ZFIN |
| Transaction text | Actual/Comm/Total/Plan in local crcy |
| Default values for | |
| Transaction | START_REPORT |
| <input checked="" type="checkbox"/> Skip initial screen | |
| Obsolete: Use default values for transaction | |
| Screen | 0 |
| From module pool | |

And change one default value from 6PP1 to ZPP1

| Default Values | |
|--------------------------|-------|
| Name of screen field | Value |
| D_SREPOVARI - REPORTTYPE | RW |
| D_SREPOVARI - REPORT | ZPP1 |

Report Processing

- Run the T-Code Z_ALR_87013542



- Provide require input in selection screen and execute:

The screenshot shows the SAP selection screen for the report "Actual/Comm/Total/Plan in local currency: Selection". The screen is divided into several sections:

- Project Management Selections (DB profile: 000000000001):**
 - Project: M-001152 to []
 - WBS Element: [] to []
 - Network/order: [] to []
 - Activity: [] to []
 - Materials in network: [] to []
- Selection values:**
 - Controlling Area: DRH2
 - Plan Version: 0
 - From Period: 1
 - To Period: 12
- Selection groups:**
 - Cost Element Group: []
 - Or value(s): [] to []

- O/P:

Sales/Actual/Comm/To

As of: 10/07/2010 Page: 2 / 3
Column 1 / 1

Object PRJ M-001152 String test 32-01
Person responsible

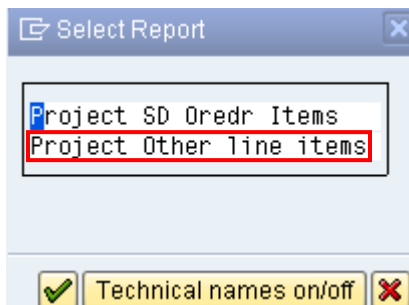
From Fiscal Year 1900 To Fiscal Year 9999
From Period 1 To Period 12

| Cost Elements | SD Orders | Actuals | Commitments | Total | Plan | Margin |
|----------------------|---------------|---------------|--------------|---------------|---------------|--------|
| 540000 Marketing Rev | 5,300.00- EUR | 3,500.00- EUR | | 8,800.00- EUR | 11800.00- EUR | 166.0 |
| 540100 Marketing Exp | | 1,000.00 EUR | 1,200.00 EUR | 2,200.00 EUR | 6,200.00 EUR | |
| 570002 Transaction F | 80.00- EUR | 80.00- EUR | | 160.00- EUR | | 200.0 |
| 965400 Settle Other | | 5,000.00 EUR | | 5,000.00 EUR | | |
| * All Cost Elements | 5,380.00- EUR | 2,420.00 EUR | 1,200.00 EUR | 1,760.00- EUR | 5,600.00- EUR | 32.7 |

USJ06S01 10/07/2010

- Double clicking on the Actuals column will display a line item report of all actual:

Select project other line items:



Display Actual Cost Line Items for Projects

Document Master Record

Layout /SAP
Object PRJ M-001152
Cost Element 540000 To 540000
Posting Date * To *

Doc.date/object/cost element/value
String test 32-01
Marketing Revenue

| P | Doc. Date | Posting Date | OTy | Object | Cost Elem. | Σ | Val/COArea CrCy | COCr | Σ | Value TranCurr | TCurr | Offstacct |
|---|------------|--------------|-----|----------|------------|---|-----------------|------|---|----------------|-------|-----------|
| 5 | 05/20/2010 | 05/20/2010 | WB | M-001152 | 540000 | | 1,102.08- USD | | | 800.00- EUR | | 10000290 |
| | 05/28/2010 | 05/28/2010 | WB | M-001152 | 540000 | | 1,308.72- USD | | | 950.00- EUR | | 10000290 |
| | 05/28/2010 | 05/28/2010 | WB | M-001152 | 540000 | | 654.36- USD | | | 475.00- EUR | | 10000290 |
| | 05/28/2010 | 05/28/2010 | WB | M-001152 | 540000 | | 654.36- USD | | | 475.00- EUR | | 10000290 |
| 5 | | | | | | | 3,719.52- USD | | | 2,700.00- EUR | | |
| 9 | 09/30/2010 | 09/30/2010 | WB | M-001152 | 540000 | | 1,012.32- USD | | | 800.00- EUR | | 10000290 |
| 9 | | | | | | | 1,012.32- USD | | | 800.00- EUR | | |
| | | | | | | | 4,731.84- USD | | | 3,500.00- EUR | | |

- Double click on the total line of actuals, list out all cost elements per WBS element:

Display Actual Cost Line Items for Projects

Document Master Record

Layout /SAP Doc.date/object/cost element/value
 Object PRJ M-001152 String test 32-01
 Cost Element 540000 To 965400 Marketing Revenue...
 Posting Date * To *

| P | Doc. Date | Posting Date | OTy | Object | Cost Elem. | Σ | Val/COArea Crcy | COCr | Σ | Value TranCurr | TCurr | Offst.acct |
|---|------------|--------------|-----|----------|------------|---|----------------------|------|---|----------------------|----------|------------|
| 5 | 05/20/2010 | 05/20/2010 | WBE | M-001152 | 540000 | | 1,102.08- USD | | | 800.00- EUR | 10000290 | |
| | 05/28/2010 | 05/28/2010 | WBE | M-001152 | 540000 | | 1,308.72- USD | | | 950.00- EUR | 10000290 | |
| | 05/28/2010 | 05/28/2010 | WBE | M-001152 | 540000 | | 654.36- USD | | | 475.00- EUR | 10000290 | |
| | 05/28/2010 | 05/28/2010 | WBE | M-001152 | 540000 | | 654.36- USD | | | 475.00- EUR | 10000290 | |
| | 06/21/2010 | 05/29/2010 | WBE | M-001152 | 965400 | | 4,750.00 USD | | | 0.00 USD | | |
| 5 | | | | | | | 1,030.48 USD | | | 2,700.00- EUR | | |
| | | | | | | | 0.00 USD | | | | | |
| 7 | 07/19/2010 | 07/23/2010 | WBE | M-001152 | 540100 | | 1,265.40 USD | | | 1,000.00 EUR | 450618 | |
| 7 | | | | | | | 1,265.40 USD | | | 1,000.00 EUR | | |
| 9 | 09/30/2010 | 09/30/2010 | WBE | M-001152 | 540000 | | 1,012.32- USD | | | 800.00- EUR | 10000290 | |
| | 09/30/2010 | 09/30/2010 | WBE | M-001152 | 570002 | | 101.23- USD | | | 80.00- EUR | 10000290 | |
| 9 | | | | | | | 1,113.55- USD | | | 880.00- EUR | | |
| | | | | | | | 1,182.33 USD | | | 2,580.00- EUR | | |
| | | | | | | | | | | 0.00 USD | | |

- Double clicking on the commitments is similar to clicking on the actuals column, only for commitment line item display:

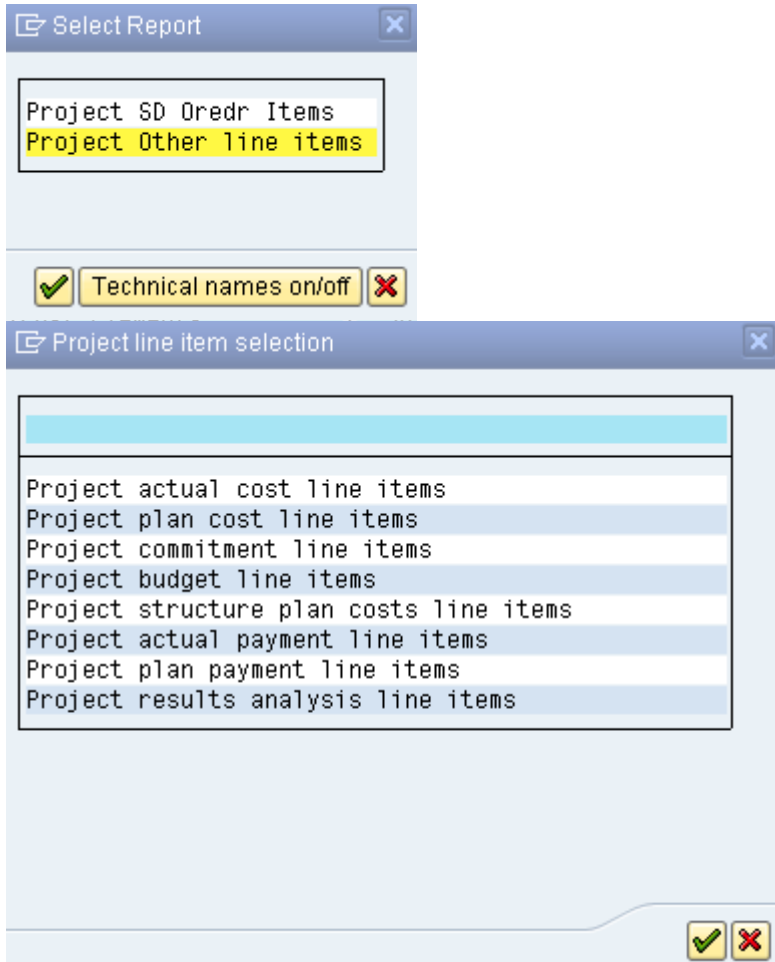
Display Commitment Line Items for Projects

Document Master Record

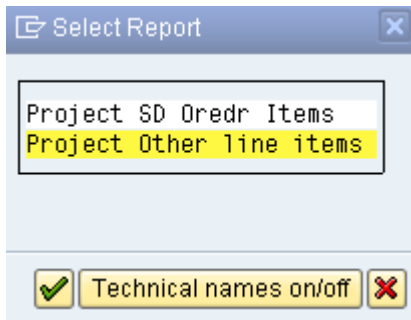
Layout 1SAP Doc.date/object/costelem/value/quantity
 Object PRJ M-001152 String test 32-01
 Debit date * To *

| D... | Debit date | OTy | Object | Cost elem. | Σ | Val/COArea Crcy | Σ | Total Quantity | UM |
|------|------------|-----|----------|------------|---|-----------------|---|----------------|-----------|
| PR | 07/22/2010 | WBE | M-001152 | 540100 | | 632.70 | | 1 | AU |
| | 07/26/2010 | WBE | | | | 632.70 | | 10 | EA |
| | | | M-001152 | | | 1,265.40 | | 10 | EA |
| | | | | | | | | 1 | AU |
| PR | | | | | | 1,265.40 | | 10 | EA |
| | | | | | | | | 1 | AU |
| POrd | 07/22/2010 | WBE | M-001152 | 540100 | | 253.08 | | 10 | EA |
| | | | M-001152 | | | 253.08 | | 10 | EA |
| PC | | | | | | 253.08 | | 10 | EA |
| | | | | | | 1,518.48 | | 20 | EA |
| | | | | | | | | 1 | AU |

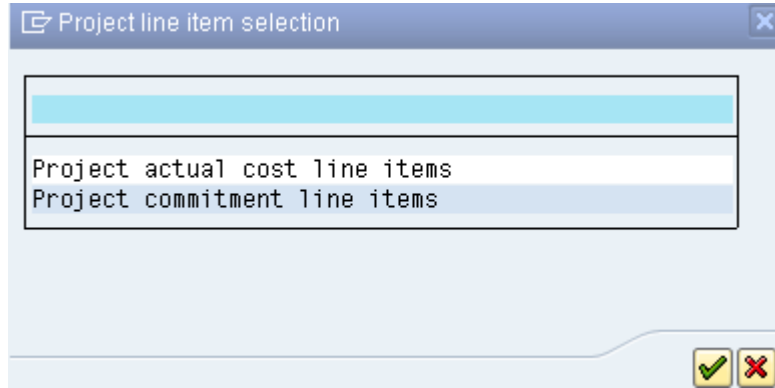
- Double clicking on the SD Order column will run a line item display of all SD Orders on the current selection. If it is a total row all SD Orders of all WBS element should be displayed:



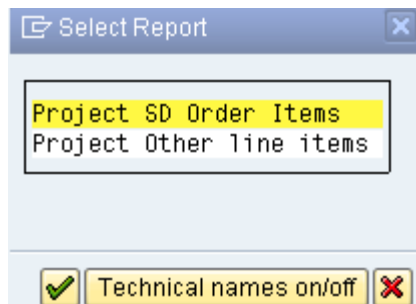
- Double clicking on totals will dialog box appear with one is Project SD Order items and two are Actual line items and Commitment line items in Project other line items.



Double clicking on project other line items:



Double clicking on Project SD Order Items:



Click on OK:

Project Info System: Sales Document Items Overview

| Project Definition | WBS Element | Sales Doc. | Item | Order | Material | Order Quantity | Cu... |
|--------------------|-------------|------------|------|-------|----------|----------------|-------|
| M-001152 | M-001152 | 40946 | 10 | | 43561 | 1 | EA |
| M-001152 | M-001152 | 41023 | 10 | | 43561 | 1 | EA |
| M-001152 | M-001152 | 41023 | 20 | | 43561 | 1 | EA |
| M-001152 | M-001152 | 41023 | 30 | | 43562 | 1 | EA |
| M-001152 | M-001152 | 41023 | 40 | | 43562 | 1 | EA |
| M-001152 | M-001152 | 41054 | 10 | | 43561 | 1 | EA |
| M-001152 | M-001152 | 41608 | 30 | | 43562 | 1 | EA |
| M-001152 | M-001152 | 41646 | 20 | | 43562 | 1 | EA |
| M-001152 | M-001152 | 48393 | 10 | | 43298 | 10 | EA |
| M-001152 | M-001152 | 54628 | 10 | | 43561 | 1 | EA |

Related Content

[Use of Variables in a Report Painter Report](#)

[SAP Community Network Forums » SAP Solutions » ERP Financials](#)

[SAP Community Network Forums » SAP Solutions » ERP Financials](#)

For more information, visit the [ABAP homepage](#)

Disclaimer and Liability Notice

This document may discuss sample coding or other information that does not include SAP official interfaces and therefore is not supported by SAP. Changes made based on this information are not supported and can be overwritten during an upgrade.

SAP will not be held liable for any damages caused by using or misusing the information, code or methods suggested in this document, and anyone using these methods does so at his/her own risk.

SAP offers no guarantees and assumes no responsibility or liability of any type with respect to the content of this technical article or code sample, including any liability resulting from incompatibility between the content within this document and the materials and services offered by SAP. You agree that you will not hold, or seek to hold, SAP responsible or liable with respect to the content of this document.